

April 20, 2016

Listing Department
National Stock Exchange of India Ltd.
Exchange Plaza, C-1, Block G
Bandra Kurla Complex,
Bandra (E),
Mumbai- 400051
Scrip Code: AXISCADES

The Manager
Dptt. of Corporate Services
BSE Limited
Floor 25, Phiroze Jeejeebhoy Towers
Dalal Street, Fort,
Mumbai
Scrip Code: 532395

Sub.: Shareholding Pattern for the Quarter ended 31.03.2016

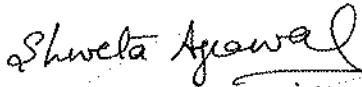
Dear Sir,

Pursuant to Regulation 31 (1) (b) of the SEBI (Listing Obligations and Disclosure Requirements) Regulations 2015, enclosed please find the Shareholding Pattern for the quarter ended 31.03.2016.

This is for your information and necessary records.

Thanking you,

For AXISCADES Engineering Technologies Limited



Shweta Agrawal
Company Secretary

AXISCADES Engineering Technologies Limited
(Formerly Axis IT&T Limited)
CIN No: L72200KA1990PLC084435

D-30, Sector - 3, Noida - 201 301, Uttar Pradesh INDIA Ph: +91 120 451 8200 / 8300 Fax: +91 120 244 2921

Reg. Office : Block C, Second Floor, Kirloskar Business Park, Hebbal, Bengaluru - 560 024, Karnataka INDIA
Ph: +91 80 4193 9000 Fax: +91 80 4193 9099 | Email: info@axiscades.com | www.axiscades.com

Format of Holding of Specified securities

1. Name of Listed Entity:AXISCADES ENGINEERING TECHNOLOGIES LIMITED
2. Scrip Code/Name of Scrip/Class of Security:532395,AXISCADES,EQUITY SHARES
3. Share Holding Pattern Filed under: Reg. 31(1)(a)/Reg.31(1)(b)/Reg.31(1)(c)
 - a. if under 31(1)(b) then indicate the report for quarter ending **31/03/2016**
 - b. if under 31(1)(c) then indicate date of allotment/extinguishment

4. Declaration : The Listed entity is required to submit the following declaration to the extent of submission of information:

Particulars	YES*	NO*
a. Whether the Listed Entity has issued any partly paid up shares		✓
b. Whether the Listed Entity has issued any Convertible Securities or Warrants?		✓
c. Whether the Listed Entity has any shares against which depository receipts are issued?		✓
d. Whether the Listed Entity has any shares in locked-in?		✓
e. Whether any shares held by promoters are pledge or otherwise encumbered?		✓

*if the Listed Entity selects the option 'NO' for the questions above, the columns for the partly paid up shares, Outstanding Convertible Securities/Warrants, depository receipts, locked-in shares, No of shares pledged or otherwise encumbered by promoters, as applicable, shall not be displayed at the time of dissemination on the Stock Exchange website. Also wherever there is 'No' declared by Listed entity in above table the values will be considered as 'Zero' by default on submission of the format of holding of specified securities.



Table 1 - Summary Statement holding of specified securities

Category	Category of Shareholder	No of Shareholders	No of fully paid up equity shares held	No of Partly paid-up equity shares held	No of Shares Underlying Depository Receipts	Total No of Shares Held (VII) = (IV)+(V)+(VI)	Shareholding as a % of total no of shares (As a % of (A+B+C))	Number of Voting Rights held in each class of securities			Shareholding as a % assuming full conversion of convertible securities (as a percentage of diluted share capital)	Number of Locked in Shares		Number of Shares pledged or otherwise encumbered	Number of equity shares held in dematerialized form
								Class X	Class Y	Total		No.	As a % of total Shares		
(I)	(II)	(III)	(IV)	(V)	(VI)	(VII)	(VIII)	(IX)	(X)	(XI)	(XII)	(XIII)	(XIV)	(XV)	
(A)	Promoter & Promoter Group	3	16074514	0	0	16074514	59.12	0	0	0	59.12	0	0.00	0	16074514
(B)	Public	13304	11115079	0	0	11115079	40.88	0	0	0	40.88	0	0.00	0	11069210
(C)	Non Promoter-Non Public	0	0	0	0	0	0	0	0	0	0	0	0.00	0	0
(C1)	Shares underlying DRs	0	0	0	0	0	0	0	0	0	0	0	0.00	0	0
(C2)	Shares held by Employees Trusts	0	0	0	0	0	0	0	0	0	0	0	0.00	0	0
	Total:	13307	27189593	0	0	27189593	100.00	0	0	0	100.00	0	0.00	0	27133724




Table II - Statement showing shareholding pattern of the Promoter and Promoter Group

Category	Category & Name of the Shareholder	PAN	No of Shareholders	No of fully paid up equity shares held	No of Partly paid-up equity shares held	No of Shares Underlying Depository Receipts	Total No of Shares Held (IV+V+VI)	Shareholding as a % of total no of shares (calculated as per SCRR, 1957 (VII) As a % of (A+B+C2)	Number of Voting Rights held in each class of securities			Total as a % of (A+B+C)	No of Shares Underlying convertible securities (including Warrants)	Shareholding (all assuming full conversion of convertible securities (as a percentage of diluted share capital) (VII)+(X) As a % of (A+B+C2)	Number of Shares pledged to otherwise encumbered	Number of Locked in Shares	As a % of total Shares	No.	As a % of total Shares held	Number of equity shares held in dematerialized form
									Class X	Class Y	Total									
		(I)	(II)	(IV)	(V)	(VI)	(VII)	(VIII)	(IX)			(X)	(XI)	(XII)	(XIII)	(XIV)				
(1)	Indian																			
(a)	Individuals/Hindu undivided Family		0	0	0	0	0	0.00	0	0	0	0.00	0	0	0	0.00	0	0	0	0
(b)	Central Government/State Government(s)		0	0	0	0	0	0.00	0	0	0	0.00	0	0	0	0.00	0	0	0	0
(c)	Financial Institutions/Banks		0	0	0	0	0	0.00	0	0	0	0.00	0	0	0	0.00	0	0	0	0
(d)	Any Other		3	16074514	0	16074514	59.12	59.12	0	16074514	59.12	59.12	0	0	0	59.12	0	0	0	16074514
	INDIAN AERO VENTURES PRIVATE LIMITED	AABCJ27868	1	3696236	0	3696236	13.59	13.59	0	3696236	13.59	13.59	0	0	0	13.59	0	0	0	3696236
	JUPITER CAPITAL PRIVATE LIMITED	AABCJ56658	1	236178	0	236178	0.87	0.87	0	236178	0.87	0.87	0	0	0	0.87	0	0	0	236178
	TAYANA DIGITAL PRIVATE LIMITED	AACCT9001F	1	12142100	0	12142100	44.66	44.66	0	12142100	44.66	44.66	0	0	0	44.66	0	0	0	12142100
	Sub-Total (A)(1)		3	16074514	0	16074514	59.12	59.12	0	16074514	59.12	59.12	0	0	0	59.12	0	0	0	16074514
(2)	Foreign																			
(a)	Individuals (Non-Resident Individuals/Foreign Individuals)		0	0	0	0	0	0.00	0	0	0	0.00	0	0	0	0.00	0	0	0	0
(b)	Government		0	0	0	0	0	0.00	0	0	0	0.00	0	0	0	0.00	0	0	0	0
(c)	Institutions		0	0	0	0	0	0.00	0	0	0	0.00	0	0	0	0.00	0	0	0	0
(d)	Foreign Portfolio Investor		0	0	0	0	0	0.00	0	0	0	0.00	0	0	0	0.00	0	0	0	0
(e)	Any Other		0	0	0	0	0	0.00	0	0	0	0.00	0	0	0	0.00	0	0	0	0
	Sub-Total (A)(2)		0	0	0	0	0	0.00	0	0	0	0.00	0	0	0	0.00	0	0	0	0
	Total Shareholding of Promoter and Promoter Group (A)=(A)(1)+(A)(2)		3	16074514	0	16074514	59.12	59.12	0	16074514	59.12	59.12	0	0	0	59.12	0	0	0	16074514




Table III - Statement showing shareholding pattern of the Public shareholder

Category	Category & Name of the Shareholder	PAN	No of Shareholders	No of fully paid up equity shares held	No of Partly paid-up equity shares held	No of Shares Underlying Depository Receipts	Total No of Shares held (IV+V+VI)	Shareholdin g as a % of total no of shares (A+B+C2)	Number of Voting Rights held in each class of securities			Total as a % of (A+B+C)	No of Shares Outstanding convertible securities (including Warrants)	Shareholding as a % assuming full conversion of convertible Securities (as a percentage of diluted share capital)	Number of Locked in Shares	As a % of total	Number of Shares pledged or otherwise encumbered	As a % of total Shares	Number of equity shares held in dematerialize d form
									Class X	Class Y	Total								
	(i)	(ii)	(iii)	(iv)	(v)	(vi)	(vii)	(viii)	(ix)			(x)	(xi)	(xii)	(xiii)	(xiv)	(xv)		
(1)	Institutions																		
(a)	Mutual Funds		0	0	0	0	0.00	0.00	0	0	0	0.00	0	0	0.00	NA	0	0	0
(b)	Venture Capital Funds		0	0	0	0	0.00	0.00	0	0	0.00	0	0	0	0.00	NA	0	0	
(c)	Alternate Investment Funds		0	0	0	0	0.00	0.00	0	0	0.00	0	0	0	0.00	NA	0	0	
(d)	Foreign Venture Capital Investors		0	0	0	0	0.00	0.00	0	0	0.00	0	0	0	0.00	NA	0	0	
(e)	Foreign Portfolio Investors		5	677862	0	677862	2.49	2.49	0	677862	2.49	0	0	0	0.00	NA	0	677862	
(f)	ALCHEMY INDIA LONG TERM FUND LIMITED	AAASCAG209S	1	500000	0	500000	1.84	1.84	0	500000	1.84	0	0	0	0.00	NA	0	500000	
(g)	Financial Institutions/Banks		2	95643	0	95643	0.35	0.35	0	95643	0.35	0	0	0	0.00	NA	0	95643	
(h)	Insurance Companies		0	0	0	0	0.00	0.00	0	0	0.00	0	0	0	0.00	NA	0	0	
(i)	Provident Funds/Pension Funds		0	0	0	0	0.00	0.00	0	0	0.00	0	0	0	0.00	NA	0	0	
(j)	Any Other		7	773505	0	773505	2.84	2.84	0	773505	2.84	0	0	0	0.00	NA	0	773505	
(2)	Sub Total (B)(1)			0	0	0	0.00	0.00	0	0	0.00	0	0	0	0.00	NA	0	0	
	Central Government/State Government(s)/President of India			0	0	0	0.00	0.00	0	0	0.00	0	0	0	0.00	NA	0	0	
	Sub Total (B)(2)			0	0	0	0.00	0.00	0	0	0.00	0	0	0	0.00	NA	0	0	
(3)	Non-Institutions																		
(a)	Individual shareholders holding nominal share capital up to Rs		12523	472526	0	472526	17.37	17.37	0	472526	17.37	0	0	0	0.00	NA	0	4576657	
(b)	Individual shareholders holding nominal share capital in exce		20	2762057	0	2762057	10.16	10.16	0	2762057	10.16	0	0	0	0.00	NA	0	2762057	
	FAISAL ZUBAIR HAWA	AAAPH1278B	1	409640	0	409640	1.51	1.51	0	409640	1.51	0	0	0	0.00	NA	0	499540	
	JASHISH KACHOLIA	AAAPK0757F	1	300000	0	300000	1.10	1.10	0	300000	1.10	0	0	0	0.00	NA	0	300000	
	ANARENDRA KUMAR AGARWAL	AAAFR0822H	1	375000	0	375000	1.38	1.38	0	375000	1.38	0	0	0	0.00	NA	0	375000	
	SARAH FAISAL HAWA	AAAPH0013P	1	435568	0	435568	1.60	1.60	0	435568	1.60	0	0	0	0.00	NA	0	435568	
(b)	NBFCs Registered with RBI		0	0	0	0	0.00	0.00	0	0	0.00	0	0	0	0.00	NA	0	0	
(c)	Employee Trusts		0	0	0	0	0.00	0.00	0	0	0.00	0	0	0	0.00	NA	0	0	
(d)	Overseas Depositors (Holding Drs)(Balancing figure)		0	0	0	0	0.00	0.00	0	0	0.00	0	0	0	0.00	NA	0	0	
(e)	Any Other																		
	TRUSTS		5	98767	0	98767	0.36	0.36	0	98767	0.36	0	0	0	0.00	NA	0	98767	
	NON RESIDENT INDIANS		173	214092	0	214092	0.79	0.79	0	214092	0.79	0	0	0	0.00	NA	0	214092	
	CLEARING MEMBERS		132	123716	0	123716	0.46	0.46	0	123716	0.46	0	0	0	0.00	NA	0	123716	
	BODIES CORPORATES		433	2420416	0	2420416	8.90	8.90	0	2420416	8.90	0	0	0	0.00	NA	0	2420416	
	SUNJEEV CHAND AND COMPANY LLP	ACTF50988E	1	572208	0	572208	2.10	2.10	0	572208	2.10	0	0	0	0.00	NA	0	572208	
	Sub Total (B)(3)		13297	10341574	0	10341574	38.04	38.04	0	10341574	38.04	0	0	0	0.00	NA	0	10295705	
	Total Public Shareholding (B) = (B)(1)+(B)(2)+(B)(3)		13304	11115079	0	11115079	40.88	40.88	0	11115079	40.88	0	0	0	0.00	NA	0	11069210	




Table IV - Statement showing shareholding pattern of the Non Promoter - Non Public Shareholder

Category	Category & Name of the Shareholder	PAN	No of Shareholders	No of fully paid up equity shares held	No of Partly paid-up equity shares held	No of Shares Underlying Depository Receipts	Total No of Shares Held (V+VI+VII)	Shareholding as a % of total shares (A+B+C)	Number of Voting Rights held in each class of securities			Shareholding as a % assuming full conversion of convertible securities (as a percentage of diluted share capital)	Number of Locked in Shares		Number of Shares pledged or otherwise encumbered	Number of equity shares held in dematerialized form
									Class X	Class Y	Total		No.	As a % of total Shares		
[1]	Custodian/DR Holder	(I)	(II)	(IV)	(V)	(VI)	(VII)	(VIII)	(IX)	(X)	(XI)	(XII)	(XIII)	(XIV)	(XV)	(XVI)
[2]	Employee Benefit Trust (under SEBI (Share based Employee Benefit) Regulations 2014)															
	Total Non-Promoter-Non Public Shareholding (C) = (XIII)+(XIV)															

