


1. Name of Listed Entity: AXISCADES Engineering Technologies Limited
2. Scrip Code/Name of Scrip/Class of Security: BSE – 532395; NSE - AXISCADES
3. Share Holding Pattern Filed under: 31b
4. Share Holding Pattern as on : 30-Jun-2016
5. **Declaration:** The Listed entity is required to submit the following declaration to the extent of submission of information:-

S. No.	Particulars	Yes/No
1	Whether the Listed Entity has issued any partly paid up shares?	No
2	Whether the Listed Entity has issued any Convertible Securities or Warrants?	No
3	Whether the Listed Entity has any shares against which depository receipts are issued?	No
4	Whether the Listed Entity has any shares in locked-in?	No
5	Whether any shares held by promoters are pledge or otherwise encumbered?	No
6	Whether the Listed Entity has issued any differential Voting Rights?	No



Shweta Agarwal

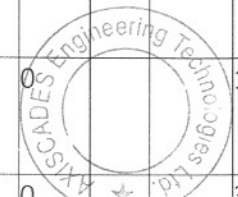
Table I - Summary Statement holding of specified securities

Category (I)	Category of shareholder (II)	Nos. of shareholders (III)	No. of fully paid up equity shares held (IV)	No. of Partly paid-up equity shares held (V)	No. of shares underlying Depository Receipts (VI)	Total nos. shares held (VII) = (IV)+(V)+(VI)	Shareholding as a % of total no. of shares (calculated as per SCRR, 1957) (VIII)	Number of Voting Rights held in each class of securities (IX)				No. of Shares Underlying Outstanding convertible securities (including Warrants) (X)	Shareholding, as a % assuming full conversion of convertible securities (as a percentage of diluted share capital) (XI) = (VII)+(X) As a % of (A+B+C2)	Number of Locked in shares (XII)		Number of Shares pledged or otherwise encumbered (XIII)		Number of equity shares held in dematerialized form (XIV)
								No of Voting Rights			Total as a % of (A+B+C)			No. (a)	As a % of total Shares held (b)	No. (a)	As a % of total Shares held (b)	
								Class eg: X	Class eg: y	Total								
A	Promoter & Promoter Group	34	1607451	0	0	16074514	59.12	16074514	0	16074514	0	59.12	0	0	0	0	16074514	
B	Public	142319	11115079	0	0	11115079	40.88	11115079	0	11115079	0	40.88	0	0	0	0	11073976	
C	Non Promoter-Non Public	0	0	0	0	0	0	0	0	0	0	0	0	0	0	0	0	
C1	Shares underlying DRs	0	0	0	0	0	0	0	0	0	0	0	0	0	0	0	0	
C2	Shares held by Employee Trusts	0	0	0	0	0	0	0	0	0	0	0	0	0	0	0	0	
	Total	142343	27189593	0	0	27189593	100	27189593	0	27189593	0	100	0	0	0	0	27148490	

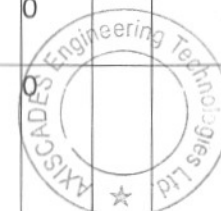


Table II - Statement showing shareholding pattern of the Promoter and Promoter Group

Category & Name of the Shareholders	PAN	No. of share holder	No. of fully paid up equity shares held (IV)	Partly paid-up equity shares held (V)	Nos. of shares underlying Depository Receipts (VI)	Total nos. shares held (VII = IV+V+VI)	Shareholding % calculate d as per SCRR, 1957	Number of Voting Rights held in each class of securities (IX)			No. of Underlying Outstanding convertible securities (including Warrants) (X)	Shareholding, as a % assuming full conversion of convertible securities (as a percentage of diluted share capital) (XI) = (VII)+(X) as a % of A+B+C2	Number of Locked in shares (XII)		Number of Shares pledged or otherwise encumbered (XIII)		Number of equity shares held in dematerialized form (XIV)	
								No of Voting Rights					Total as a % of Total Voting rights	No. (a)	As a % of total Shares held (b)	No. (a)		As a % of total shares held (b)
As a % of (A+B+C2) (VIII)			Class X	Class Y	Total													
1 Indian						0	0			0	0			0	0			0
a Individuals/Hindu undivided Family		0	0	0	0	0	0	0	0	0	0	0	0	0	0			0
b Central Government/ State Government(s)		0	0	0	0	0	0	0	0	0	0	0	0	0	0			0
c Financial Institutions/ Banks		0	0	0	0	0	0	0	0	0	0	0	0	0	0			0
d Any Other (specify)		3	160740514	0	0	16074514	59.12	160740514	16074514	59.12	0	59.12	0	0				16074514
Bodies Corporate		3	160740514	0	0	16074514	59.12	160740514	16074514	59.12	0	59.12	0	0				16074514
INDIAN AERO	AABCI		369620	0	0	369623	13.59	369620	369623	13.59	0	13.59	0	0				3696236



	VENTURES PRIVATE LIMITED	6786R		36			6		36		6236						
	JUPITER CAPITAL PRIVATE LIMITED	AABCJ5666R		236178	0	0	236178	.87	236178	0	236178	.87	0	.87	0	0	236178
	TAYANA DIGITAL PRIVATE LIMITED	AACCT9001F		1214200	0	0	1214200	44.66	1214200	0	12142100	44.66	0	44.66	0	0	12142100
	Sub-Total (A)(1)		3	16074514	0	0	16074514	59.12	160740514	0	16074514	59.12	0	59.12	0	0	16074514
2	Foreign		0	0	0	0	0	0	0	0	0	0	0	0	0	0	0
a	Individuals (Non-Resident Individuals/ Foreign Individuals)		0	0	0	0	0	0	0	0	0	0	0	0	0	0	0
b	Government		0	0	0	0	0	0	0	0	0	0	0	0	0	0	0
c	Institutions		0	0	0	0	0	0	0	0	0	0	0	0	0	0	0
d	Foreign Portfolio Investor		0	0	0	0	0	0	0	0	0	0	0	0	0	0	0
e	Any Other (specify)		0	0	0	0	0	0	0	0	0	0	0	0	0	0	0
	Sub-Total (A)(2)		0	0	0	0	0	0	0	0	0	0	0	0	0	0	0
	Total Shareholding of Promoter and Promoter		3	16074514	0	0	16074514	59.12	160740514	0	16074514	59.12	0	59.12	0	0	16074514



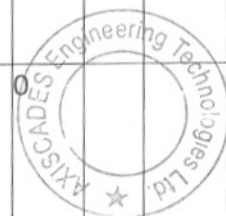
Group (A)= (A)(1)+(A)(2)																		
-----------------------------	--	--	--	--	--	--	--	--	--	--	--	--	--	--	--	--	--	--

Table III - Statement showing shareholding pattern of the Public shareholder

	Category & Name of the Shareholders (I)	PAN (II)	Nos. of shareholder (III)	No. of fully paid up equity shares held (IV)	Partly paid-up equity shares held (V)	Nos. of shares underlying Depository Receipts (VI)	Total nos. shares held VII = IV+V+VI	Shareholding % calculated as per SCRR, 1957 As a % of (A+B+C2) VIII	Number of Voting Rights held in each class of securities (IX)				No. of Shares Underlying Outstanding convertible securities (including Warrants) (X)	Total shareholding, as a % assuming full conversion of convertible securities (as a percentage of diluted share capital) (XI)	Number of Locked in shares (XII)		Number of Shares pledged or otherwise encumbered (XIII)		Number of equity shares held in dematerialized form (XIV)
									No of Voting Rights			Total as a % of Total Voting rights			No. (a)	As a % of total Shares held (b)	No. (Not applicable) (a)	As a % of total shares held (Not applicable) (b)	
									Class X	Class Y	Total								
1	Institutions		0	0	0	0	0	0	0	0	0	0	0	0	0	0	0	0	0
a	Mutual Funds/		0	0	0	0	0	0	0	0	0	0	0	0	0			0	
b	Venture Capital Funds		0	0	0	0	0	0	0	0	0	0	0	0	0			0	
c	Alternate Investment Funds		0	0	0	0	0	0	0	0	0	0	0	0	0			0	
d	Foreign Venture Capital Investors		0	0	0	0	0	0	0	0	0	0	0	0	0			0	
e	Foreign Portfolio Investors		4	634781	0	0	634781	2.33	634781	634781	2.33	0	2.33	0	0			634781	
	ALCHEMY INDIA LONG TERM FUND LIMITED	AAGC A920 9G	1	500000	0	0	500000	1.84	500000	500000	1.84	0	1.84	0	0			500000	
f	Financial Institutions/		3	988960	0	0	988960	.36	988960	988960	.36	0	.36	0	0			988960	



	Banks																	
g	Insurance Companies	0	0	0	0	0	0	0	0	0	0	0	0	0	0			0
h	Provident Funds/ Pension Funds	0	0	0	0	0	0	0	0	0	0	0	0	0	0			0
i	Any Other (specify)	0	0	0	0	0	0	0	0	0	0	0	0	0	0			0
	Sub-Total (B)(1)	7	7336707	0	0	733677	2.69	7336707	733677	2.69	0	2.69	0	0				733677
2	Central Government/ State Government(s)/ President of India	0	0	0	0	0	0	0	0	0	0	0	0	0	0			0
	Sub-Total (B)(2)	0	0	0	0	0	0	0	0	0	0	0	0	0	0			0
3	Non-institutions	0	0	0	0	0	0	0	0	0	0	0	0	0	0	0	0	0
a	Individuals -	13448	77198005	0	0	7719805	28.39	77198005	7719805	28.39	0	28.39	0	0	0	0	0	7678702
i	Individual shareholders holding nominal share capital up to Rs. 2 lakhs.	13427	48831092	0	0	4883192	17.96	48831092	4883192	17.96	0	17.96	0	0				4842089
ii	Individual shareholders holding nominal share capital in	21	28366013	0	0	2836613	10.43	28366013	2836613	10.43	0	10.43	0	0				2836613



	excess of Rs. 2 lakhs.																	
	FAISAL ZUBAIR HAWA	AAAP H127 8B	1	41300 4	0	0	413004	1.52	413000 4	413 004	1.52	0	1.52	0	0			413004
	NARENDRA KUMAR AGARWAL	AAGF R0822 H	1	37500 0	0	0	375000	1.38	375000 0	375 000	1.38	0	1.38	0	0			375000
	SARAH FAISAL HAWA	AAIPH 0012P	1	43560 8	0	0	435608	1.6	435600 8	435 608	1.6	0	1.6	0	0			435608
b	NBFCs registered with RBI		3	9520	0	0	9520	.04	9520	0	952 0	.04	0	.04	0	0		9520
c	Employee Trusts		0	0	0	0	0	0	0	0	0	0	0	0	0			0
d	Overseas Depositories (holding DRs) (balancing figure)		0	0	0	0	0	0	0	0	0	0	0	0	0			0
e	Any Other (specify)		773	26520 77	0	0	265207	9.75	265200 77	265 207 7	9.75	0	9.75	0	0			2652077
	TRUSTS		5	99167	0	0	99167	.36	991670	991 67	.36	0	.36	0	0			99167
	NON RESIDENT INDIANS		194	23027 4	0	0	230274	.85	230270 4	230 274	.85	0	.85	0	0			230274
	CLEARING MEMBERS		91	54080	0	0	54080	.2	540800	540 80	.2	0	.2	0	0			54080
	BODIES CORPORATES		483	22685 56	0	0	226855	8.34	226850 56	226 855 6	8.34	0	8.34	0	0			2268556
	SUMER	ACTFS	1	57220	0	0	572208	2.1	572200	572	2.1	0	2.1	0	0			572208



CHAND AND COMPANY LLP	0988E		8					8		208							
Sub-Total (B)(3)		14224	103810402	0	0	10381402	38.18	103810402	10381402	38.18	0	38.18	0	0			10340299
Total Public Shareholding (B)=(B)(1)+(B)(2)+(B)(3)		14231	111150079	0	0	11115079	40.87	111150079	11115079	40.87	0	40.87	0	0			11073976




Table IV - Statement showing shareholding pattern of the Non Promoter- Non Public shareholder

Category & Name of the Shareholders (I)	PAN (II)	No. of share holder (III)	No. of fully paid up equity shares held (IV)	Partly paid-up equity shares held (V)	Nos. of shares underlying Depository Receipts (VI)	Total no. shares held (VII) = (IV+V+VI)	Shareholding % calculate as per SCRR, 1957 (VIII)	Number of Voting Rights held in each class of securities (IX)			No. of Shares Underlying Outstanding convertible securities (including Warrants) (X)	Total shareholding, as a % assuming full conversion of convertible securities (XI)	Number of Locked in shares (XII)		Number of Shares pledged or otherwise encumbered (XIII)		Number of equity shares held in dematerialized form (XIV) (Not Applicable)	
								No of Voting Rights					Total as a % of Total Voting rights	No.	As a % of total Shares held	No. (Not applicable)		As a % of total shares held (Not applicable)
								Class X	Class Y	Total								
1	Custodian/DR Holder	0	0	0	0	0	0	0	0	0	0	0	0	0	0	0	0	
2	Employee Benefit Trust (under SEBI (Share based Employee Benefit) Regulations, 2014)	0	0	0	0	0	0	0	0	0	0	0	0	0	0	0	0	
	Total Non-Promoter-Non Public Shareholding (C)= (C)(1)+(C)(2)	0	0	0	0	0	0	0	0	0	0	0	0	0	0	0	0	

