



**Independent Auditor's Report**

**To the Members Enertec Controls Limited**

**Report on the Ind AS Financial Statements**

We have audited the accompanying Ind AS financial statements of Enertec Controls Limited ("the Company"), which comprise the Balance Sheet as at March 31, 2018, the Statement of Profit and Loss, including the statement of Other Comprehensive Income, the Cash Flow Statement and the Statement of Changes in Equity for the year then ended, and a summary of significant accounting policies and other explanatory information.

**Management's Responsibility for the Ind AS Financial Statements**

The Company's Board of Directors is responsible for the matters stated in Section 134(5) of the Companies Act, 2013 ("the Act") with respect to the preparation and presentation of these Ind AS financial statements that give a true and fair view of the financial position, financial performance and cash flows of the Company in accordance with the accounting principles generally accepted in India, including the Indian Accounting Standards (Ind AS) specified under Section 133 of the Act, read with Rule 7 of the Companies (Accounts) Rules, 2014. This responsibility also includes maintenance of adequate accounting records in accordance with the provisions of the Act for safeguarding the assets of the Company and for preventing and detecting frauds and other irregularities; selection and application of appropriate accounting policies; making judgments and estimates that are reasonable and prudent; and design, implementation and maintenance of adequate internal financial controls, that were operating effectively for ensuring the accuracy and completeness of the accounting records, relevant to the preparation and presentation of the financial statements that give a true and fair view and are free from material misstatement, whether due to fraud or error.

**Auditor's Responsibility**

Our responsibility is to express an opinion on these Ind AS financial statements based on our audit.

We have taken into account the provisions of the Act, the accounting and auditing standards and matters which are required to be included in the audit report under the provisions of the Act and the Rules made thereunder.

We conducted our audit in accordance with the Standards on Auditing specified under Section 143(10) of the Act. Those Standards require that we comply with ethical requirements and plan and perform the audit to obtain reasonable assurance about whether the financial statements are free from material misstatement.

An audit involves performing procedures to obtain audit evidence about the amounts and the disclosures in the financial statements. The procedures selected depend on the auditor's judgment, including the assessment of the risks of material misstatement of the Ind AS financial statements, whether due to fraud or error. In making those risk assessments, the auditor considers internal financial control relevant to the Company's preparation of the Ind AS financial statements that give



a true and fair view in order to design audit procedures that are appropriate in the circumstances. An audit also includes evaluating the appropriateness of the accounting policies used and the reasonableness of the accounting estimates made by the Company's Directors, as well as evaluating the overall presentation of the Ind AS financial statements.

We believe that the audit evidence we have obtained is sufficient and appropriate to provide a basis for our audit opinion on the Ind AS financial statements.

### **Un-Qualified Opinion**

In our opinion and to the best of our information and according to the explanations given to us, the aforesaid standalone financial statements give the information required by the Act in the manner so required and give a true and fair view in conformity with the accounting principles generally accepted in India, of the state of affairs of the Company as at 31 March 2018 and its profit and its cash flows for the year ended on that date.

### **Other Emphasis Matters**

The comparative financial information of the Company for the year ended March 31, 2017 and the transition date opening balance sheet as at April 1, 2016 prepared in accordance with Ind AS, included in these Ind AS financial statements, have been audited by the predecessor auditor who had audited the financial statements for the relevant periods. The report of the predecessor auditor on the comparative financial information and the opening balance sheet dated May 07, 2018 expressed an unmodified opinion.

### **Report on Other Legal and Regulatory Requirements**

1. As required by the Companies (Auditor's Report) Order, 2016 ("the Order") issued by the Central Government of India in terms of sub-section (11) of section 143 of the Act, we give in the Annexure A, a statement on the matters specified in the paragraph 3 and 4 of the order.
2. As required by Section 143 (3) of the Act, we report that:
  - (a) we have sought and obtained all the information and explanations which to the best of our knowledge and belief were necessary for the purposes of our audit.
  - (b) in our opinion proper books of account as required by law have been kept by the Company so far as it appears from our examination of those books;
  - (c) The Balance Sheet, Statement of Profit and Loss including the Statement of Other Comprehensive Income, the Cash Flow Statement and Statement of Changes in Equity dealt with by this Report are in agreement with the books of account;
  - (d) in our opinion, the aforesaid Ind AS financial statements comply with the Accounting Standards specified under Section 133 of the Act, read with Rule 7 of the Companies (Accounts) Rules, 2014;
  - (e) on the basis of the written representations received from the directors as on 31 March 2018 taken on record by the Board of Directors, none of the directors is disqualified as on 31 March 2018 from being appointed as a director in terms of Section 164 (2) of the Act;



(f) with respect to the other matters to be included in the Auditor's Report in accordance with Rule 11 of the Companies (Audit and Auditors) Rules, 2014, in our opinion and to the best of our information and according to the explanations given to us:


- i. the Company has disclosed the impact of pending litigations on its financial position in its Ind AS financial statements;
- ii. the Company has made provision, as required under the applicable law or accounting standards, for material foreseeable losses, if any, on long-term contracts including derivative contracts;
- iii. There has been no delay in transferring amounts, required to be transferred, to the Investor Education and Protection Fund if any, by the Company.

*Bangalore*  
Date: 28/05/2018



*for MKUK & ASSOCIATES.*  
*Chartered Accountants*

Firm's registration number: 050113S

  
Anto Joseph  
*Proprietor*

Membership number: 203958

**Annexure - A to the Auditors' Report**

The Annexure referred to in Independent Auditors' Report to the members of the Company on the Ind AS financial statements for the year ended 31 March 2018, we report that:

- 1.(a) The Company has maintained proper records showing full particulars including quantitative details and situation of fixed assets.
  - (b) As informed by the management, the company has conducted physical verification of any of its fixed assets at all locations and the process of reconciliation with books of account is in progress.
  - (c) According to the information and explanations given to us and on the basis of our examination of records of the Company, the title deeds of immovable properties are held in the name of the Company.
2. As the company does not have any inventory during the year under audit, need for commenting on the same does not arise.
3. The company has neither granted nor taken any loans, secured or unsecured to or from companies, firms or other parties covered in the register maintained under section 189 of companies act, 2013. Accordingly the provisions of clauses 3(iii)(a), 3(iii)(b) and 3(iii)(c) of the Order are not applicable.
4. In our opinion and according to the information and explanations given to us, the Company has complied with the provisions of section 185 and 186 of the Act, with respect to the loans and investments made and guarantees given by it after the commencement of Companies Act 2013.
5. In our opinion and according to the information and explanations given to us, the Company has not accepted deposits from the public and therefore, the directives issued by the Reserve Bank of India and the provisions of sections 73 to 76 or any other relevant provisions of the Companies Act and the rules framed there under are not applicable to the company.
6. According to the information and explanations provided by the management, the company is not engaged in production, processing, manufacturing or mining activities. Hence, the provisions of Sub section (1) of Section 148 do not apply to the company. Hence, in our opinion, no comment on maintenance of cost records under Sub section (1) of Section 148 is required.
7. (a) According to the records of the Company and information and explanation given to us, the Company is generally regular in remittance of undisputed statutory dues including Income Tax Deducted at Source, Service tax and other statutory dues with the appropriate authorities during the year.
  - (b) According to the information and explanations given to us, no undisputed amounts payable in respect of Income Tax, Wealth Tax, Sales Tax, Customs Duty, Excise Duty were outstanding, as at 31st March 2018, for a period more than six months from the date of they become payable. According to the records of the company, there are no



dues of Income Tax, Sales tax, Wealth Tax, Customs Duty, Excise Duty and cess, which have not been deposited on account of any dispute.

8. As per information given to us by the management, the company has not taken any loans or borrowed any amount from financial institutions, banks, government or from debenture holders. Accordingly provisions of paragraph 3(viii) of the order not applicable.
9. According to the records of the company and the information and explanations provided by the management, the company has not raised any money by way of initial public offer or further public offer (including debt instruments) and term loans during the year. Accordingly, paragraph 3 (ix) of the Order is not applicable.
10. According to the information and explanations given to us, no fraud by the company or any fraud on the company by its officers or employees has been noticed or reported during the year.
11. According to the information and explanation given to us, no managerial remuneration has been paid or provided during the year. Therefore provision of Section 197 read with schedule 5 to the Companies Act, 2013 does not applicable
12. In our opinion and according to the information and explanations given to us, the Company is not a nidhi company. Accordingly, paragraph 3(xii) of the Order is not applicable.
13. According to the information and explanations given to us and based on our examination of the records of the Company, transactions with the related parties are in compliance with sections 177 and 188 of the Act where applicable and details of such transactions have been disclosed in the financial statements as required by the applicable accounting standards.
14. According to the information and explanations give to us and based on our examination of the records of the Company, the Company has not made any preferential allotment or private placement of shares or fully or partly convertible debentures during the year.
15. According to the information and explanations given to us and based on our examination of the records of the Company, the Company has not entered into non-cash transactions with directors or persons connected with him. Accordingly, paragraph 3(xv) of the Order is not applicable.
16. The Company is not required to be registered under section 45-1A of the Reserve Bank of India Act 1934.

*for* **MKUK & ASSOCIATES.**

*Chartered Accountants*

Firm's registration number: 050113S



*Anto Joseph*  
*Proprietor*

Membership number: 203958

Bangalore  
Date: 23.05.2018

Financial Statements and Auditors' Report

**Enertec Controls Limited**

31 March 2018

# Contents

	<b>Page</b>
Independent Auditors' Report	
Balance Sheet	1
Statement of Changes in Equity	2
Statement of Profit and Loss	3
Cash Flow Statement	4
Notes to the financial statements	5 - 24

**Enertec Controls Limited**  
**Balance Sheet as at 31 March 2018**

(All amounts in ₹ lakhs, unless otherwise stated)

CIN: U31101KA1988PLC008860

	Note	As at 31 March 2018	As at 31 March 2017	As at 1 April 2016
<b>ASSETS</b>				
<b>Non-current assets</b>				
Property, plant and equipment	3	3,835.54	3,721.75	3,687.08
Capital work-in-progress	4	-	79.49	29.49
<b>Financial assets</b>				
Investments	5	0.04	0.04	0.04
Loans	6	3.05	3.05	-
Deferred tax assets, net	7	-	-	1.33
Non-current tax asset, net	8	3.82	1.42	2.31
		<b>3,842.45</b>	<b>3,805.75</b>	<b>3,720.25</b>
<b>Current assets</b>				
<b>Financial assets</b>				
Cash and cash equivalents	9	0.13	1.67	10.98
Other Financial Assets	10	14.79	-	-
Other current assets	11	20.57	-	0.22
		<b>35.49</b>	<b>1.67</b>	<b>11.20</b>
<b>TOTAL ASSETS</b>		<b>3,877.96</b>	<b>3,807.42</b>	<b>3,731.45</b>
<b>EQUITY AND LIABILITIES</b>				
<b>Equity</b>				
Equity share capital	12	136.59	136.59	136.59
Other equity	13	3,293.21	3,282.79	3,267.56
		<b>3,429.80</b>	<b>3,419.38</b>	<b>3,404.15</b>
<b>Liabilities</b>				
<b>Non-current liabilities</b>				
<b>Financial liabilities</b>				
Other financial liabilities	14	-	326.10	325.00
Other non-current liabilities	15	-	27.16	-
		<b>-</b>	<b>353.26</b>	<b>325.00</b>
<b>Current liabilities</b>				
<b>Financial liabilities</b>				
Other financial liabilities	14	422.29	9.83	0.09
Other current liabilities	15	25.87	24.95	2.21
		<b>448.16</b>	<b>34.78</b>	<b>2.30</b>
<b>TOTAL LIABILITIES</b>		<b>3,877.96</b>	<b>3,807.42</b>	<b>3,731.45</b>

See accompanying notes (1-28) forming part of financial statements

This is the Balance Sheet referred to in our report of even date.

For **MKUK & Associates**  
Chartered Accountants  
ICAI Registration number: 050113S

  
per **Joseph**  
Proprietor

Membership No: 203958

Bengaluru  
28 May 2018



For and on behalf of the Board of Directors of Enertec Controls Limited

  
**Srinivas Anumanchipalli**  
Director  
DIN: 05355507

Bengaluru

  
**G. Koteswar**  
Director  
DIN: 07121503

Bengaluru



**Enertec Controls Limited**

2

**Statement of Profit and Loss for the year ended 31 March 2018**

(All amounts in ₹ lakhs, unless otherwise stated)

CIN: U31101KA1988PLC008860

	Note	Year Ended 31 March 2018	Year Ended 31 March 2017
<b>INCOME</b>			
Other income	16	51.87	49.92
<b>TOTAL INCOME</b>		<b>51.87</b>	<b>49.92</b>
<b>EXPENSES</b>			
Finance cost	17	27.84	23.93
Depreciation expense	18	5.98	5.96
Other expenses	19	7.64	1.10
<b>TOTAL EXPENSES</b>		<b>41.45</b>	<b>30.99</b>
<b>PROFIT BEFORE TAX</b>		<b>10.42</b>	<b>18.93</b>
<b>Tax expense:</b>			
Current tax	20	-	3.70
Deferred tax expense / (credit)		-	-
<b>PROFIT AFTER TAX</b>		<b>10.42</b>	<b>15.23</b>
<b>Other comprehensive income</b>		-	-
<b>Other comprehensive income, net of tax</b>		-	-
<b>Total comprehensive income</b>		<b>10.42</b>	<b>15.23</b>
<b>Earning per share in ₹</b>			
Basic and diluted	22	0.76	1.12

See accompanying notes (1-28) forming part of financial statements

This is the Statement of Profit and Loss referred to in our report of even date.

For MKUK & Associates  
Chartered Accountants  
ICAI Registration number: 050113S

*Dr. Arinto Joseph*  
Proprietor  
Membership No: 203958  
Bengaluru  
28 May 2018



For and on behalf of the Board of  
Directors of Enertec Controls Limited

*Srinivas*

Srinivas Anumanchipalli  
Director  
DIN: 05355507

Bengaluru

*G. Koteswar*

G. Koteswar  
Director  
DIN: 07121503

Bengaluru

**Enertec Controls Limited**

3

**Statement of Changes in Equity for the year ended 31 March 2018**

(All amounts in ₹ lakhs, unless otherwise stated)

CIN: U31101KA1988PLC008860

**A. Equity share capital**

Equity shares of ₹ 10 each, fully paid-up

As at 1 April 2016

Add: Issued and subscribed during the year

As at 31 March 2017

Add: Issued and subscribed during the year

As at 31 March 2018

Equity shares	
Number (in lakhs)	Amount
13.66	136.59
-	-
<b>13.66</b>	<b>136.59</b>
-	-
<b>13.66</b>	<b>136.59</b>

**B. Other equity**

For the year ended 31 March 2018

	Reserves and Surplus			Items of OCI	
	General Reserve	Securities Premium Account	Deficit in the Statement of Profit and Loss	Revaluation Reserve (Refer note 3(a))	Total
Balance as at 1 April 2016 (refer note 28)	3.39	2,729.74	534.43	-	3,267.56
Profit for the year	-	-	15.23	-	15.23
Other Comprehensive Income	-	-	-	-	-
<b>Total Comprehensive Income</b>	<b>3.39</b>	<b>2,729.74</b>	<b>549.66</b>	-	<b>3,282.79</b>
Balance as at 31 March 2017	3.39	2,729.74	549.66	-	3,282.79
Profit for the year	-	-	10.42	-	10.42
Other Comprehensive Income	-	-	-	-	-
<b>Total Comprehensive Income</b>	<b>3.39</b>	<b>2,729.74</b>	<b>560.08</b>	-	<b>3,293.21</b>
Balance as at 31 March 2018	3.39	2,729.74	560.08	-	3,293.21

See accompanying notes (1-28) forming part of financial statements

This is the Statement of Changes in Equity referred to in our report of even date.

For MKUK & Associates

Chartered Accountants

ICAI Registration number: 050113S

per *Joseph*

Proprietor

Membership No: 203958

Bengaluru  
28 May 2018



For and on behalf of the Board of Directors of Enertec Controls Limited

*Srinivas Anumanchipalli*

Srinivas Anumanchipalli

Director

DIN: 05355507

Bengaluru

*G. Koteswar*

G. Koteswar

Director

DIN: 07121503

Bengaluru

**Enertec Controls Limited**

4

**Statement of Cash Flows for the year ended 31 March 2018**

(All amounts in ₹ lakhs, unless otherwise stated)

CIN: U31101KA1988PLC008860


	Year Ended 31 March 2018	Year Ended 31 March 2017
<b>(A) Cash flow from the operating activities</b>		
Profit before tax	10.42	18.93
<b>Adjustments for:</b>		
Depreciation	5.98	5.96
<b>Operating loss before working capital changes</b>	<b>16.40</b>	<b>24.89</b>
<b>Adjustments for working capital changes</b>		
(Increase) / decrease in trade receivables	(14.79)	-
Increase in loans	-	(3.04)
Decrease in other current assets	(20.57)	0.22
Increase / (decrease) in trade payables	50.83	-
Increase in other non-current liabilities	9.29	53.05
Increase in other current liabilities	-	7.68
<b>Cash generated from operations</b>	<b>24.75</b>	<b>82.81</b>
Direct taxes paid (net of refunds)	(2.40)	1.50
<b>Net cash generated from operating activities (A)</b>	<b>38.74</b>	<b>81.31</b>
<b>(B) Cash flow from investing activities</b>		
Acquisition of property, plant and equipment	(40.29)	(90.62)
<b>Net cash used in investing activities (B)</b>	<b>(40.29)</b>	<b>(90.62)</b>
<b>(C) Cash flow from financing activities</b>		
Proceeds from issue of equity shares	-	-
<b>Net cash flow from financing activities (C)</b>	<b>-</b>	<b>-</b>
<b>Net increase/ (decrease) in Cash and cash equivalents (A+B+C)</b>	<b>(1.54)</b>	<b>(9.31)</b>
Cash and cash equivalents at the beginning of the year	1.67	10.98
<b>Cash and cash equivalents at the end of the year (refer note 8)</b>	<b>0.13</b>	<b>1.67</b>

See accompanying notes (1-28) forming part of financial statements


This is the Cash Flow Statement referred to in our report of even date.

**For MKUK & Associates**

 Chartered Accountants  
 ICAI Registration number: 050113S

  
 per Anto Joseph  
 Proprietor  
 Membership No: 203958

 Bengaluru  
 28 May 2018

**For and on behalf of the Board of  
 Directors of Enertec Controls**


 Crinivas Anumanchipalli  
 Director  
 DIN: 05355507

Bengaluru



 G. Koteswar  
 Director  
 DIN: 07121503

Bengaluru

## Enertec Controls Limited

### Summary of significant accounting policies and other explanatory information for the year ended 31 March 2018

(All amounts in ₹ lakhs, unless otherwise stated)

5

#### 1. General Information:

Enertec Controls Limited is a Public Limited Company incorporated under the provisions of the Companies Act, 1956 ('the Act') on 20 January 1988. The Company holds land and building at Electronic City, Bangalore. The said property has been rented out to AXISCADES Aerospace & Technologies Private Limited.

#### 2. Summary of significant accounting policies

##### a) Basis of accounting and preparation

The first Indian Accounting Standards (Ind AS) financial statements to be reported by the Company is for the year ending 31 March 2018, and the transition date to Ind AS is 1 April 2016. Ind AS 101 First-time Adoption of Indian Accounting Standards, requires first-time adopters to prepare an opening Ind AS balance sheet at the date of transition to Ind AS. As part of conversion to Ind AS, the Company has prepared these special purpose financial statements to establish the financial position (Balance Sheet as at 31 March 2017 and the Opening Balance Sheet as at 1 April 2016), income (the Statement of Profit and Loss, including results of operations and Other Comprehensive Income), the Cash Flow Statement and the Statement of Changes in Equity of the Company for the year ended 31 March 2017 (collectively referred to as the 'Comparative Ind AS Financial Statements') necessary to provide the comparative financial information expected to be included in the Company's first complete set of Ind AS financial statements as at the Company's Ind AS reporting date of 31 March 2018.

These Comparative Ind AS Financial Statements do not themselves include comparative financial information for the prior period. Only a complete set of financial statements together with comparative financial information can provide a fair presentation of the Company's state of affairs (financial position), profit (financial performance including other comprehensive income), cash flows and the changes in equity.

These Comparative Ind AS Financial Statements of the Company have been prepared in accordance with Ind ASs notified by the Companies (Indian Accounting Standards) Rules, 2015 and Companies (Indian Accounting Standards) Amendment Rules, 2016.

The financial information for the year ended 31 March 2017 and the transition date Opening Balance Sheet as at 1 April 2016 included in these Comparative Ind AS Financial Statements, are based on the previously issued statutory financial statements for the year ended 31 March 2017 and 31 March 2016 respectively, prepared in accordance with the accounting standards notified under Section 133 of the Companies Act 2013 ('the Act'), read together with paragraph 7 of the Companies (Accounts) Rules, 2014 (as amended) ('Previous GAAP'), approved and adopted by the Company's Board of Directors on 30 May 2017 and 30 May 2016 respectively, as adjusted for the differences in the accounting principles adopted by the Company on transition to the Ind AS.

For periods up to and including the year ended 31 March 2017, the Company prepared and presented its financial statements in accordance with Indian GAAP. Refer note 28 for the explanation of transition from Indian GAAP to Ind AS.

The Comparative Ind AS Financial Statements have been prepared using the significant accounting policies and measurement bases summarised below. These accounting policies have been used throughout all periods presented in these financial statements, except where the Company has applied certain accounting policies and exemptions upon transition to Ind AS.

The Comparative Ind AS Financial Statements have been prepared on the historical cost basis, except for certain financial instruments which are measured at fair values at the end of each reporting period, as explained in the accounting policies below.

The financial statements are presented in INR and all values are rounded to the nearest lakhs (INR 00,000), except when otherwise indicated

##### b) Use of estimates

The preparation of the financial statements requires management to make judgements, estimates and assumptions that affect the reported amounts of revenues, expenses, assets and liabilities, and the accompanying disclosures, and the disclosure of contingent liabilities. Uncertainty about these assumptions and estimates could result in outcomes that require a material adjustment to the carrying amount of assets or liabilities affected in future periods.

The Company bases its estimates and assumptions on parameters available when the financial statements were prepared. Existing circumstances and assumptions about future developments, however, may change due to market changes or circumstances arising that are beyond the control of the Company. Such changes are reflected in the assumptions when they occur.

##### Significant management judgements

The following are significant management judgements in applying the accounting policies of the Company that have the most significant effect on the financial statements.

##### Recognition of deferred tax assets

The extent to which deferred tax assets can be recognised is based on an assessment of the probability that future taxable income will be available against which the deductible temporary differences and tax loss carry forward can be utilised. In addition, significant judgement is required in assessing the impact of any legal or economic limits or uncertainties in various tax jurisdictions

##### Evaluation of indicators for impairment of assets

The evaluation of applicability of indicators of impairment of assets requires assessment of several external and internal factors which could result in deterioration of recoverable amount of the assets. In assessing impairment, management estimates the recoverable amount of each asset or cash generating units based on expected future cash flows and uses an interest rate to discount them. Estimation uncertainty relates to assumptions about future operating results and the determination of a suitable discount rate.

##### Fair value measurements

Management applies valuation techniques to determine the fair value of financial instruments (where active market quotes are not available) and non-financial assets. This involves developing estimates and assumptions consistent with how market participants would price the instrument. Management bases its assumptions on observable data as far as possible but this is not always available. In that case management uses the best information available. Estimated fair values may vary from the actual prices that would be achieved in an arm's length transaction at the reporting date.

##### Useful lives of depreciable / amortisable assets

Management reviews its estimate of the useful lives of depreciable / amortisable assets at each reporting date, based on the expected utility of the assets. Uncertainties in these estimates relate to technical and economic obsolescence that may change the utility of certain items of property, plant and equipment.



## **Enertec Controls Limited**

### **Summary of significant accounting policies and other explanatory information for the year ended 31 March 2018**

(All amounts in ₹ lakhs, unless otherwise stated)

6

#### **c) Current versus non-current classification**

The Company presents assets and liabilities in the balance sheet based on current/ non-current classification.

An asset is treated as current when it is:

- Expected to be realized or intended to be sold or consumed in normal operating cycle;
- Held primarily for the purpose of trading;
- Expected to be realized within twelve months after the reporting period, or
- Cash or cash equivalent unless restricted from being exchanged or used to settle a liability for at least twelve months after the reporting period

All other assets are classified as non-current.

A liability is current when:

- It is expected to be settled in normal operating cycle;
- It is held primarily for the purpose of trading;
- It is due to be settled within twelve months after the reporting period, or
- There is no unconditional right to defer the settlement of the liability for at least twelve months after the reporting period.

All other liabilities are classified as non-current.

The operating cycle is the time between the acquisition of assets for processing and their realization in cash and cash equivalents. The Company has evaluated and considered its operating cycle as 12 months.

Deferred tax assets/ liabilities are classified as non-current assets/ liabilities.

#### **d) Property, plant and equipment**

The Company has elected to fair value for all of its property, plant and equipment as at 1 April 2016 and consider the fair value as deemed cost as at the transition date i.e., 1 April 2016.

Property, plant and equipment are stated at cost, less accumulated depreciation and impairment, if any. Costs directly attributable to acquisition are capitalised until the property, plant and equipment are ready for use, as intended by management. The present value of the expected cost for the decommissioning of an asset after its use is included in the cost of respective asset if the recognition criteria for a provision are met.

Advances paid towards the acquisition of property, plant and equipment outstanding at each balance sheet date is classified as capital advances under other non-current assets and the cost of assets not put to use before such date are disclosed under 'Capital work-in-progress'. Subsequent expenditures relating to property, plant and equipment is capitalised only when it is probable that future economic benefits associated with these will flow to the company and the cost of the item can be measured reliably.

The cost and related accumulated depreciation are eliminated from the financial statements upon sale or retirement of the asset and the resultant gains or losses are recognised in the Statement of Profit and Loss. Assets to be disposed off are reported at the lower of the carrying value or the fair value less cost to sell.

The Company depreciates property, plant and equipment over their estimated useful lives using the straight-line method. The estimated useful lives of assets are as follows:

	Useful lives (in years)
Office buildings *	61

\* Based on an internal assessment, the management believes that the useful lives as given above represents the period over which management expects to use the assets. Hence, the useful lives for these assets is different from the useful lives as prescribed under Part C of Schedule II of the Companies Act, 2013.

The Company has evaluated the applicability of component accounting as prescribed under Ind AS 16 and Schedule II of the Companies Act, 2013, the management has not identified any significant component having different useful lives. Schedule II requires the Company to identify and depreciate significant components with different useful lives separately.

Depreciation methods, useful lives and residual values are reviewed periodically and updated as required, including at each financial year end.

#### **e) Revenue recognition**

The Company has no revenue from operations. Other income represents primarily rental income. The Company leases commercial property and derives rental income.

##### *Rental income*

Income from rentals are recognized as an income in the statement of profit and loss on a straight-line basis over the lease term except where scheduled increase in rent compensates the Group with expected inflationary costs.



A handwritten signature in black ink, appearing to be 'R.C.', located in the bottom right corner of the page.

## Enertec Controls Limited

### Summary of significant accounting policies and other explanatory information for the year ended 31 March 2018

(All amounts in ₹ lakhs, unless otherwise stated)

7

#### f) Income taxes

Income tax expense comprises current and deferred income tax. Current and deferred tax is recognised in the Statement of Profit and Loss, except to the extent that it relates to items recognised in other comprehensive income or directly in equity. In this case, the tax is also recognised in other comprehensive income or directly in equity, respectively.

Current income tax for current and prior periods is recognised at the amount expected to be paid to or recovered from the tax authorities, using the tax rates and tax laws that have been enacted or substantively enacted by the balance sheet date.

Deferred tax is recognized on temporary differences at the balance sheet date between the tax bases of assets and liabilities and their carrying amounts for financial reporting purposes, except when the deferred income tax arises from the initial recognition of goodwill or an asset or liability in a transaction that is not a business combination and affects neither accounting nor taxable profit or loss at the time of the transaction.

Deferred income tax assets are recognized for all deductible temporary differences, carry forward of unused tax credits and unused tax losses, to the extent that it is probable that taxable profit will be available against which the deductible temporary differences, and the carry forward of unused tax credits and unused tax losses can be utilized.

The carrying amount of deferred tax assets is reviewed at each reporting date and reduced to the extent that it is no longer probable that sufficient taxable profit will be available to allow all or part of the deferred tax asset to be utilised. Unrecognised deferred tax assets are re-assessed at each reporting date and are recognised to the extent that it has become probable that future taxable profits will allow the deferred tax asset to be recovered.

Deferred tax relating to items recognised outside profit or loss is recognised outside profit or loss (either in other comprehensive income or in equity). Deferred tax items are recognised in correlation to the underlying transaction either in OCI or directly in equity.

Deferred income tax assets and liabilities are measured using tax rates and tax laws that have been enacted or substantively enacted by the balance sheet date and are expected to apply to taxable income in the years in which those temporary differences are expected to be recovered or settled. The effect of changes in tax rates on deferred income tax assets and liabilities is recognised as income or expense in the period that includes the enactment or the substantive enactment date. A deferred income tax asset is recognised to the extent that it is probable that future taxable profit will be available against which the deductible temporary differences and tax losses can be utilised. The Company offsets current tax assets and current tax liabilities, where it has a legally enforceable right to setoff the recognised amounts and where it intends to settle on a net basis, or to realise the asset and settle the liability simultaneously.

#### g) Provisions and contingencies

##### Provisions

A provision is recognised if, as a result of a past event, the Company has a present legal or constructive obligation that is reasonably estimable, and it is probable that an outflow of economic benefits will be required to settle the obligation. If the effect of the time value of money is material, provisions are determined by discounting the expected future cash flows at a pre-tax rate that reflects current market assessments of the time value of money and the risks specific to the liability. The increase in the provision due to the passage of time is recognised as interest expense.

##### Contingent liabilities

A contingent liability is a possible obligation that arises from past events whose existence will be confirmed by the occurrence or non-occurrence of one or more uncertain future events not wholly within the control of the Company or a present obligation that is not recognised because it is not probable that an outflow of resources will be required to settle the obligation or it cannot be measured with sufficient reliability. The Company does not recognise a contingent liability but discloses its existence in the financial statements.

##### Contingent assets

Contingent assets are neither recognised nor disclosed. However, when realisation of income is virtually certain, related asset is recognised.

#### h) Financial instruments

##### Financial assets

##### Initial recognition and measurement

All financial assets are recognised initially at fair value and transaction cost that is attributable to the acquisition of the financial asset is also adjusted.

##### Subsequent measurement

For purposes of subsequent measurement, financial assets are classified in four categories:

- i. Debt instruments at amortised cost;
- ii. Debt instruments at fair value through other comprehensive income (FVTOCI);
- iii. Debt instruments, derivatives and equity instruments at fair value through profit or loss (FVTPL); and
- iv. Equity investments.



A handwritten signature in black ink, appearing to be 'S. Srinivasan', written over a horizontal line.

## Enertec Controls Limited

### Summary of significant accounting policies and other explanatory information for the year ended 31 March 2018

(All amounts in ₹ lakhs, unless otherwise stated)

8

#### h) Financial instruments (cont'd)

##### i. Debt instruments at amortised cost

A 'debt instrument' is measured at the amortised cost if both the following conditions are met:

- The asset is held within a business model whose objective is to hold assets for collecting contractual cash flows; and
- Contractual terms of the asset give rise on specified dates to cash flows that are solely payments of principal and interest (SPPI) on the principal amount outstanding.

This category is the most relevant to the Company. After initial measurement, such financial assets are subsequently measured at amortised cost using the effective interest rate (EIR) method. Amortised cost is calculated by taking into account any discount or premium on acquisition and fees or costs that are an integral part of the EIR. The EIR amortisation is included in finance income in the profit or loss. The losses arising from impairment are recognised in the profit or loss. This category generally applies to trade and other receivables.

##### ii. Debt instrument at FVTOCI

A 'debt instrument' is classified as at the FVTOCI if both of the following criteria are met:

- The objective of the business model is achieved both by collecting contractual cash flows and selling the financial assets; and
- The asset's contractual cash flows represent SPPI.

Debt instruments included within the FVTOCI category are measured initially as well as at each reporting date at fair value. Fair value movements are recognised in the other comprehensive income (OCI). However, the Company recognizes interest income, impairment losses & reversals and foreign exchange gain or loss in the Statement of profit & loss. On derecognition of the asset, cumulative gain or loss previously recognised in OCI is reclassified from the equity to Statement of profit & loss. Interest earned whilst holding FVTOCI debt instrument is reported as interest income using the EIR method.

##### iii. Debt instrument at FVTPL

FVTPL is a residual category for debt instruments. Any debt instrument, which does not meet the criteria for categorization as at amortized cost or as FVTOCI, is classified as at FVTPL.

In addition, the Company may elect to designate a debt instrument, which otherwise meets amortized cost or FVTOCI criteria, as at FVTPL. However, such election is allowed only if doing so reduces or eliminates a measurement or recognition inconsistency (referred to as 'accounting mismatch'). The Company has not designated any debt instrument as at FVTPL.

Debt instruments included within the FVTPL category are measured at fair value with all changes recognized in the Statement of profit & loss.

##### iv. Equity investments

All equity investments in scope of Ind AS 109 Financial Instruments, are measured at fair value. Equity instruments which are held for trading and contingent consideration recognised by an acquirer in a business combination to which Ind AS 103 Business Combinations, applies are classified as at FVTPL. For all other equity instruments, the Company may make an irrevocable election to present in other comprehensive income subsequent changes in the fair value. The Company makes such election on an instrument-by-instrument basis. The classification is made on initial recognition and is irrevocable.

If the Company decides to classify an equity instrument as at FVTOCI, then all fair value changes on the instrument, excluding dividends, are recognized in the OCI. There is no recycling of the amounts from OCI to P&L, even on sale of investment. However, the Company may transfer the cumulative gain or loss within equity.

#### De-recognition of financial assets

Equity instruments included within the FVTPL category are measured at fair value with all changes recognized in the Statement of profit & loss. A financial asset (or, where applicable, a part of a financial asset) is primarily derecognised (i.e. removed from the Company's balance sheet) when:

- The rights to receive cash flows from the asset have expired, or
- The Company has transferred its rights to receive cash flows from the asset or has assumed an obligation to pay the received cash flows in full without material delay to a third party under a 'pass-through' arrangement; and either (i) the Company has transferred substantially all the risks and rewards of the asset, or (ii) the Company has neither transferred nor retained substantially all the risks and rewards of the asset, but has transferred control of the asset.

When the Company has transferred its rights to receive cash flows from an asset or has entered into a pass-through arrangement, it evaluates if and to what extent it has retained the risks and rewards of ownership. When it has neither transferred nor retained substantially all of the risks and rewards of the asset, nor transferred control of the asset, the Company continues to recognise the transferred asset to the extent of the Company's continuing involvement. In that case, the Company also recognises an associated liability. The transferred asset and the associated liability are measured on a basis that reflects the rights and obligations that the Company has retained.

Continuing involvement that takes the form of a guarantee over the transferred asset is measured at the lower of the original carrying amount of the asset and the maximum amount of consideration that the Company could be required to repay.

#### Financial liabilities

##### Initial recognition and measurement

Financial liabilities are classified, at initial recognition, as financial liabilities at fair value through profit or loss, loans and borrowings, payables, or as derivatives designated as hedging instruments in an effective hedge, as appropriate.

All financial liabilities are recognised initially at fair value and, in the case of loans and borrowings and payables, net of directly attributable transaction costs.

The Company's financial liabilities include trade and other payables, loans and borrowings including bank overdrafts, financial guarantee contracts and derivative financial instruments.



A handwritten signature in black ink, appearing to be a stylized name.

## **Enertec Controls Limited**

### **Summary of significant accounting policies and other explanatory information for the year ended 31 March 2018**

(All amounts in ₹ lakhs, unless otherwise stated)

9

#### **Subsequent measurement**

The measurement of financial liabilities depends on their classification, as described below:

##### *Financial liabilities at fair value through profit or loss*

Financial liabilities at fair value through profit or loss include financial liabilities held for trading and financial liabilities designated upon initial recognition as at fair value through profit or loss. Financial liabilities are classified as held for trading if they are incurred for the purpose of repurchasing in the near term. This category also includes derivative financial instruments entered into by the Company that are not designated as hedging instruments in hedge relationships as defined by Ind AS 109 Financial Instruments.

##### *Gains or losses on liabilities held for trading are recognised in the profit or loss.*

Financial liabilities designated upon initial recognition at fair value through profit or loss are designated as such at the initial date of recognition, and only if the criteria in Ind AS 109 are satisfied. For liabilities designated as FVTPL, fair value gains/ losses attributable to changes in own credit risk are recognized in OCI. These gains/ loss are not subsequently transferred to P&L. However, the Company may transfer the cumulative gain or loss within equity. All other changes in fair value of such liability are recognised in the statement of profit or loss. The Company has not designated any financial liability as at fair value through profit and loss.

##### *Financial guarantee contracts*

Financial guarantee contracts are those contracts that require a payment to be made to reimburse the holder for a loss it incurs because the specified party fails to make a payment when due in accordance with the terms of a debt instrument. Financial guarantee contracts are recognised initially as a liability at fair value, adjusted for transaction costs that are directly attributable to the issuance of the guarantee. Subsequently, the liability is measured at the higher of the amount of expected loss allowance determined as per impairment requirements of Ind AS 109 Financial Instruments and the amount recognised less cumulative amortisation.

#### **Derecognition of financial liabilities**

A financial liability is derecognised when the obligation under the liability is discharged or cancelled or expires. When an existing financial liability is replaced by another from the same lender on substantially different terms, or the terms of an existing liability are substantially modified, such an exchange or modification is treated as the derecognition of the original liability and the recognition of a new liability. The difference in the respective carrying amounts is recognised in the Statement of Profit and Loss.

#### **Offsetting of financial instruments**

Financial assets and financial liabilities are offset and the net amount is reported in the balance sheet if there is a currently enforceable legal right to offset the recognised amounts and there is an intention to settle on a net basis, to realise the assets and settle the liabilities simultaneously.

#### **i) Fair value measurement**

Fair value is the price that would be received to sell an asset or paid to transfer a liability in an orderly transaction between market participants at the measurement date. The fair value measurement is based on the presumption that the transaction to sell the asset or transfer the liability takes place either:

- In the principal market for the asset or liability, or
- In the absence of a principal market, in the most advantageous market for the asset or liability

The principal or the most advantageous market must be accessible by the Company.

The fair value of an asset or a liability is measured using the assumptions that market participants would use when pricing the asset or liability, assuming that market participants act in their economic best interest.

A fair value measurement of a non-financial asset takes into account a market participant's ability to generate economic benefits by using the asset in its highest and best use or by selling it to another market participant that would use the asset in its highest and best use.

The Company uses valuation techniques that are appropriate in the circumstances and for which sufficient data are available to measure fair value, maximising the use of relevant observable inputs and minimising the use of unobservable inputs.

All assets and liabilities for which fair value is measured or disclosed in the financial statements are categorised within the fair value hierarchy, described as follows, based on the lowest level input that is significant to the fair value measurement as a whole:

Level 1 - Quoted (unadjusted) market prices in active markets for identical assets or liabilities

Level 2 - Valuation techniques for which the lowest level input that is significant to the fair value measurement is directly or indirectly observable

Level 3 - Valuation techniques for which the lowest level input that is significant to the fair value measurement is unobservable

#### **j) Cash and cash equivalents**

Cash and cash equivalent in the balance sheet comprise cash at banks and on hand and short-term deposits with an original maturity of three months or less, which are subject to an insignificant risk of changes in value.

For the purpose of the statement of cash flows, cash and cash equivalents consist of cash and short-term deposits, as defined above, net of outstanding bank overdrafts as they are considered an integral part of the Company's cash management.



A handwritten signature in black ink, consisting of a stylized name.



## **Enertec Controls Limited**

### **Summary of significant accounting policies and other explanatory information for the year ended 31 March 2018**

10

(All amounts in ₹ lakhs, unless otherwise stated)

#### **k) Earnings/ (Loss) per Share (EPS)**

Basic EPS are calculated by dividing the net profit or loss for the period attributable to equity shareholders by the weighted average number of equity shares outstanding during the period. Partly paid equity shares are treated as a fraction of an equity share to the extent that they are entitled to participate in dividends relative to a fully paid equity share during the reporting period. The weighted average number of equity shares outstanding during the period is adjusted for events such as bonus issue that have changed the number of equity shares outstanding, without a corresponding change in resources.

Diluted EPS amounts are calculated by dividing the profit attributable to equity holders of the Company (after adjusting for interest on the convertible preference shares, if any) by the weighted average number of equity shares outstanding during the year plus the weighted average number of equity shares that would be issued on conversion of all the dilutive potential equity shares into equity shares. Dilutive potential equity shares are deemed converted as of the beginning of the period, unless issued at a later date. Dilutive potential equity shares are determined independently for each period presented.

#### **l) Segment reporting**

Operating segments are reported in a manner consistent with the internal reporting provided to the chief operating decision maker. The Company is engaged in leasing its premises to its fellow subsidiary, which constitutes its single reportable segment.

#### **m) Standards issued but not yet effective**

In March 2017, the Ministry of Corporate Affairs issued the Companies (Indian Accounting Standards) (Amendments) Rules, 2017, notifying amendments to Ind AS 7, 'Statement of cash flows' and Ind AS 102, 'Share-based payment.' These amendments are in accordance with the recent amendments made by International Accounting Standards Board (IASB) to IAS 7, 'Statement of cash flows' and IFRS 2, 'Share-based payment,' respectively. The amendments are applicable to the Company from 1 April 2017.

#### **Amendment to Ind AS 7:**

The amendment to Ind AS 7 requires the entities to provide disclosures that enable users of financial statements to evaluate changes in liabilities arising from financing activities, including both changes arising from cash flows and non-cash changes, suggesting inclusion of a reconciliation between the opening and closing balances in the balance sheet for liabilities arising from financing activities, to meet the disclosure requirement.

The Company has evaluated the disclosure requirements of the amendment and the effect on the financial statements is not expected to be material.



*(This space has been left blank intentionally)*

**Summary of significant accounting policies and other explanatory information for the year ended 31 March 2018(cont'd)**

(All amounts in ₹ lakhs, unless otherwise stated)

**3 Property, plant and equipment**

	Land	Building	Total
<b>Gross block</b>			
Deemed cost as at 1 April 2016	3,370.50	316.58	3,687.08
Additions during the year	-	40.62	40.62
Deletions during the year	-	-	-
<b>Balance as at 31 March 2017</b>	<b>3,370.50</b>	<b>357.20</b>	<b>3,727.70</b>
Additions during the year	-	119.78	119.78
Deletions during the year	-	-	-
<b>Deemed cost as at 31 Mar 2018</b>	<b>3,370.50</b>	<b>476.98</b>	<b>3,847.48</b>
<b>Accumulated depreciation</b>			
Accumulated depreciation 31 Mar 2016	-	-	-
Charge for the year	-	5.96	5.96
Deletions	-	-	-
<b>Balance as at 31 March 2017</b>	<b>-</b>	<b>5.96</b>	<b>5.96</b>
Charge for the year	-	5.98	5.98
Deletions	-	-	-
<b>Deemed cost as at 31 March 2018</b>	<b>-</b>	<b>11.94</b>	<b>11.94</b>
<b>Net Block</b>			
As at 1 April 2016	3,370.50	316.58	3,687.08
As at 31 March 2017	3,370.50	351.24	3,721.74
As at 31 March 2018	3,370.50	465.04	3,835.54

**Note:**

**(a) Deemed carrying cost**

**Land**

For property, plant and equipment existing as on the date of transition to Ind AS, i.e., 1 April 2016, the Company has used fair value as at 1 April 2016 as deemed cost.

The land held by the Company at Plot No. 14 & 15 in Keonics Electronic City in Sy. No. 20 of Kanappana Agrahara Village Begur Hobli, Bangalore South Taluk. was fair valued upwards as at 1 April 2016 based on an independent valuation carried out on 16 April 2018 and the resultant increase of ₹ 3,362.52 lakhs was credited to the opening reserves.

Fair value of land was determined by using market comparable method. This means that valuations performed by the valuer are based on active market prices, significantly adjusted for difference in the nature, location or condition of the specific property. As at the date of fair valuation, the properties' fair values are based on valuations performed by Colliers International (India) Property Services Private Limited, who has relevant valuation experience for similar office properties in India.

**Significant valuation input:**

Price per unit of measurement ₹ 75,000 per square meter

**Building**

The building in at Plot No. 14 & 15 in Keonics Electronic City in Sy. No. 20 of Kanappana Agrahara Village Begur Hobli, Bangalore South Taluk. constructed by the group was fair valued upwards as at 1 April 2016 based on an independent valuation carried out on 16 April 2018 and the resultant decrease of ₹ 2,655.70 lakhs was debited to the opening reserves.

Fair value of building was determined by using depreciated replacement cost method. Gross current replacement cost of each structure is assessed after considering different factors. According to the specifications and use of the building, its economical life is estimated and depreciation of construction by straight line method is calculated to arrive at the depreciated replacement cost of construction. are based on active market prices, significantly adjusted for difference in the nature, location or condition of the specific property. As at the date of fair valuation, the properties' fair values are based on valuations performed by Colliers International (India) Property Services Private Limited, who has relevant valuation experience for similar office properties in India.

**(b) Contractual obligations**

There are no contractual commitments for the acquisition of property, plant and equipment.

**(c) Capitalised borrowing cost**

There is no borrowing costs capitalised during the year ended 31 March 2017 & 31 March 2018 (31 March 2016: Nil).

**(d) Property, plant and equipment pledged as security**

Details of properties pledged are as per Note 24.

**4 Capital work-in-progress**

	As at 31 March 2018	As at 31 March 2017	As at 1 April 2016
Opening capital work-in-progress	79.49	29.49	29.49
Add: Additions during the year	37.77	50.00	-
Less: Deletion during the year	117.26	-	-
<b>Closing capital work-in-progress</b>	<b>-</b>	<b>79.49</b>	<b>29.49</b>



**Enertec Controls Limited**

12

**Summary of significant accounting policies and other explanatory information for the year ended 31 March 2018(cont'd)**

(All amounts in ₹ lakhs, unless otherwise stated)

**5 Investments**

	As at 31 March 2018	As at 31 March 2017	As at 1 April 2016
<b>Non-Trade</b>			
At amortised cost			
National savings certificate	0.04	0.04	0.04
	<u>0.04</u>	<u>0.04</u>	<u>0.04</u>

**6 Loans**

	As at 31 March 2018	As at 31 March 2017	As at 1 April 2016
<b>Non-current</b>			
Security deposits	3.05	3.05	-
	<u>3.05</u>	<u>3.05</u>	<u>-</u>

**7 Deferred tax asset, net**

	As at 31 March 2018	As at 31 March 2017	As at 1 April 2016
MAT credit	-	-	1.33
	<u>-</u>	<u>-</u>	<u>1.33</u>

**8 Non-current tax asset, net**

	As at 31 March 2018	As at 31 March 2017	As at 1 April 2016
Advance income tax (net of provision for tax ₹ 2.37 lakhs) (1 April 2016: Nil)	3.82	1.42	2.31
	<u>3.82</u>	<u>1.42</u>	<u>2.31</u>

**9 Cash and cash equivalents**

	As at 31 March 2018	As at 31 March 2017	As at 1 April 2016
Balances with banks			
- current accounts	0.13	1.67	10.98
	<u>0.13</u>	<u>1.67</u>	<u>10.98</u>

**10 Other financial Assets**

	As at 31 March 2018	As at 31st March 2017	As at 1st April 2016
Receivable from related parties	14.79	-	-
	<u>14.79</u>	<u>-</u>	<u>-</u>

**11 Other current assets**

	As at 31 March 2018	As at 31 March 2017	As at 1 April 2016
<b>Current</b>			
Duties and taxes	20.57	-	-
Prepaid expenses	-	-	0.22
	<u>20.57</u>	<u>-</u>	<u>0.22</u>



*This space has been left blank intentionally*

**Enertec Controls Limited**
**Summary of significant accounting policies and other explanatory information for the year ended 31 March 2018(cont'd)**

13

(All amounts in ₹ lakhs, unless otherwise stated)

**12 Equity share capital**

	As at 31st March 2018		As at 31 March 2017		As at 1 April 2016	
	Number (in lakhs)	Amount	Number (in lakhs)	Amount	Number (in lakhs)	Amount
<b>Authorised</b>						
Equity shares of ₹ 10 each	50.00	500.00	50.00	500.00	50.00	500.00
	50.00	500.00	50.00	500.00	50.00	500.00
<b>Issued, subscribed &amp; paid up</b>						
Equity shares of ₹ 10 each, fully paid	13.66	136.59	13.66	136.59	13.66	136.59
	13.66	136.59	13.66	136.59	13.66	136.59

**(a) Reconciliation of the number of shares and amount outstanding at the beginning and at the end of the reporting period:**

	As at 31st March 2018		As at 31 March 2017		As at 1 April 2016	
	Number (in lakhs)	Amount	Number (in lakhs)	Amount	Number (in lakhs)	Amount
<b>Equity shares of ₹ 10 each, par value</b>						
Equity shares at the beginning of the year	13.66	136.59	13.66	136.59	6.58	65.79
Add: Issued during the year	-	-	-	-	7.08	70.80
<b>Balance at the end of year</b>	13.66	136.59	13.66	136.59	13.66	136.59

**(b) Terms and rights attached to equity shares**

The Company has only one class of equity shares having a par value of ₹ 10 per share. Each equity share is entitled to one vote per share. The dividend, if any, proposed by the Board of Directors is subject to the approval of the shareholders in the ensuing Annual General Meeting and shall be payable in Indian rupees. In the event of liquidation of the company, the shareholders will be entitled to receive remaining assets of the company, after distribution of all preferential amounts. The distribution will be in proportion to the number of equity shares held by the shareholders.

**(c) Details of shares held by Holding Company and subsidiaries of Holding Company**

	As at 31st March 2018		As at 31 March 2017		As at 1 April 2016	
	Number (in lakhs)	Amount	Number (in lakhs)	Amount	Number (in lakhs)	Amount
AXISCADES Aerospace & Technologies Private Limited (formerly known as AXISCADES Aerospace & Technologies Limited)	7.08	70.80	7.08	70.80	7.08	70.80
AXISCADES Aerospace Infrastructure Private Limited (formerly known as Jupiter Aviation Services Private Limited)	6.58	65.79	6.58	65.79	6.58	65.79
<b>Balance at the end of year</b>	13.66	136.59	13.66	136.59	13.66	136.59

**(d) Details of shareholders holding more than 5% shares in the Company**

	As at 31st March 2018		As at 31 March 2017		As at 1 April 2016	
	Number (in lakhs)	Percentage	Number (in lakhs)	Percentage	Number (in lakhs)	Percentage
AXISCADES Aerospace & Technologies Private Limited (formerly known as AXISCADES Aerospace & Technologies Limited)	7.08	51.84%	7.08	51.84%	7.08	51.84%
AXISCADES Aerospace Infrastructure Private Limited (formerly known as Jupiter Aviation Services Private Limited)	6.58	48.16%	6.58	48.16%	6.58	48.16%
	13.66	100.00%	13.66	100.00%	13.66	100.00%

(e) In the period of five years immediately preceding the Balance Sheet date, the Company has not issued any bonus shares or has bought back any shares



**Summary of significant accounting policies and other explanatory information for the year ended 31 March 2018(cont'd)**

(All amounts in ₹ lakhs, unless otherwise stated)

**13 Other equity**

	As at 31 March 2018	As at 31 March 2017	As at 1 April 2016
General reserve	3.39	3.39	3.39
Securities premium	2,729.74	2,729.74	2,729.74
Surplus in Statement of Profit and Loss	560.08	549.66	534.43
	<b>3,293.21</b>	<b>3,282.79</b>	<b>3,267.56</b>

**Securities premium**

Securities premium is used to record the premium on issue of shares. The reserve will be utilised in accordance with the provisions of the Act.

**14 Other financial liabilities**

	As at 31 March 2018	As at 31 March 2017	As at 1 April 2016
<b>Non-current</b>			
Security deposit from holding company	-	326.10	325.00
	<b>-</b>	<b>326.10</b>	<b>325.00</b>
<b>Current</b>			
Creditors for capital goods	59.20	9.54	-
Security deposit from holding company	362.55	-	-
Accrued expenses	0.54	0.29	0.09
	<b>422.29</b>	<b>9.83</b>	<b>0.09</b>

**15 Other liabilities**

	As at 31 March 2018	As at 31 March 2017	As at 1 April 2016
<b>Non-current</b>			
Deferred income	-	27.16	-
	<b>-</b>	<b>27.16</b>	<b>-</b>
<b>Current</b>			
Deferred income	25.46	24.79	-
Duties and taxes payable	0.40	0.16	2.21
	<b>25.87</b>	<b>24.95</b>	<b>2.21</b>



*This space has been left blank intentionally*

**Enertec Controls Limited**

15

**Summary of significant accounting policies and other explanatory information  
for the year ended 31 March 2018(cont'd)**

(All amounts in ₹ lakhs, unless otherwise stated)

**16 Other income**

	Year Ended 31 March 2018	Year Ended 31 March 2017
Rental income	51.87	49.88
Interest income		
- from income tax refund	-	0.04
	<u>51.87</u>	<u>49.92</u>

**17 Finance cost**

	Year Ended 31 March 2018	Year Ended 31 March 2017
Interest expense		
- on rental deposits	27.84	23.93
	<u>27.84</u>	<u>23.93</u>

**18 Depreciation expense**

	Year Ended 31 March 2018	Year Ended 31 March 2017
Depreciation on tangible assets	5.98	5.96
	<u>5.98</u>	<u>5.95</u>

**19 Other expenses**

	Year Ended 31 March 2018	Year Ended 31 March 2017
Rates and taxes	0.74	0.66
Professional Charges	5.56	-
Remuneration to auditors	0.25	0.20
Insurance	0.33	0.22
Conveyance	0.37	-
Bank charges	0.00	0.02
Repairs and maintenance	0.40	-
	<u>7.64</u>	<u>1.10</u>



*This space has been left blank intentionally*

Summary of significant accounting policies and other explanatory information for the year ended  
31 March 2018(cont'd)

(All amounts in ₹ lakhs, unless otherwise stated)

20 Tax expense

	Year Ended 31 March 2018	Year Ended 31 March 2017
The major components of income tax expense for the year ended 31 March 2018 and 31 March 2017 are:		
<b>Current income tax</b>		
Current income tax charge	-	3.70
	-	3.70
<b>Deferred tax charge/ (credit)</b>		
	-	-
<b>Income tax expense reported in the Statement of Profit and Loss</b>	-	3.70
<b>Reconciliation of deferred tax asset / (liability), net</b>		
	As at 31 March 2018	As at 31 March 2017
Opening balance	-	1.33
Tax credit/ (expense) during the year recognized in statement of profit and loss	-	-
Tax expense during the year recognised in OCI	-	-
Tax credits utilised under minimum alternate tax credit entitlement during the year	-	(1.33)
<b>Closing balance</b>	-	-

Notes:

1. Reconciliation of tax expense and the accounting profit multiplied by India's domestic tax rate

	Year Ended 31 March 2018	Year Ended 31 March 2017
Accounting profit before tax	10.42	18.93
Tax at the Indian tax rate [31 March 2018: 25.75%; 31 March 2017: 29.87%]	2.68	5.65
Deferred tax charge on temporary differences	-	-
Tax effect of other items, net	(2.68)	(1.95)
<b>At effective income tax rate of 25.75%</b>	-	3.70
<b>Income tax expense reported in the Statement of Profit and Loss</b>	-	3.70

(i) The Company has not recognised deferred tax assets on carried forward losses. The Company has concluded that the deferred tax assets will be not be recoverable since no future taxable income will be available to recover the carry forward business loss.

Nature of loss/allowance	Pertains to	C/F losses	Expiry date
Business loss	AY 2013-14	3.88	AY 2021-22
Business loss	AY 2015-16	51.37	AY 2023-24
Business loss	AY 2016-17	198.05	AY 2024-25
Business loss	AY 2017-18	259.94	AY 2025-26



This space has been left blank intentionally

**Enertec Controls Limited**

17

**Summary of significant accounting policies and other explanatory information for the year ended 31 March 2018(cont'd)**

(All amounts in ₹ lakhs, unless otherwise stated)

**21 Related Party Transactions**

The list of related parties are as follows:

<u>Nature of relationship</u>	<u>Name of party</u>
Holding Company	AXISCADES Aerospace & Technologies Private Limited
Fellow Subsidiary Company	Hindustan Infrastructure Projects and Engineering Private Limited
Fellow Subsidiary Company	AXISCADES Aerospace Infrastructure Private Limited

**i. Transactions with related parties:**

<u>Nature of transaction</u>	<u>Relationship</u>	<u>Year Ended 31 March 2018</u>	<u>Year Ended 31 March 2017</u>
<b>Other Financial Assets</b> AXISCADES Aerospace & Technologies Private Limited	Holding Company	14.79	0.00
<b>Rent Income</b> AXISCADES Aerospace & Technologies Private Limited	Holding Company	51.87	49.88
<b>Security deposit received</b> AXISCADES Aerospace & Technologies Private Limited	Holding Company	10.00	55.00

**ii. Balances as at the year end:**

<u>Nature of transaction</u>	<u>Relationship</u>	<u>As at 31 March 2018</u>	<u>As at 31 March 2017</u>	<u>As at 31 March 2016</u>
<b>Security Deposits</b> AXISCADES Aerospace & Technologies Private Limited	Holding Company	362.55	326.10	325.00
<b>Other Financial Assets</b> AXISCADES Aerospace & Technologies Private Limited	Holding Company	14.79	-	-

**22 Earning Per Share**

	<u>Year Ended 31 March 2018</u>	<u>Year Ended 31 March 2017</u>
Profit after tax attributable to equity shares (in ₹)	10.42	15.25
Weighted average number of shares outstanding (in lakhs)	13.66	13.66
Nominal value of shares (in ₹)	10.00	10.00
Basic and diluted earning per share (in ₹)	0.76	1.12

**23 Segment Reporting**

The Company has only other income and no operating revenue. The Company does not have any geographical or business segment and hence disclosure under Indian Accounting Standard (Ind AS) 108 is not applicable.

**24 Commitment**

	<u>As at 31 March 2018</u>	<u>As at 31 March 2017</u>
Equitable mortgage to Yes Bank Limited for facilities availed by Holding Company	1,500.00	1,500.00

The Company has given equitable mortgage of property situated at 14-15, Phase I, Electronic City, Bengaluru to Yes Bank Limited towards credit facility availed by the Holding Company, AXISCADES Aerospace & Technologies Private Limited.



*This space has been left blank intentionally*



**Summary of significant accounting policies and other explanatory information for the year ended 31 March 2018(cont'd)**

(All amounts in ₹ lakhs, unless otherwise stated)

**25 Fair value measurements**

**(i) Financial instruments by category**

The carrying value and fair value of financial instruments by categories as at 31 March 2018 were as follows:

Particulars	Amortised cost	Financial assets/liabilities at FVTPL	Financial assets/liabilities at FVTOCI	Carrying value
<b>Assets:</b>				
Cash and cash equivalents	0.13	-	-	0.13
Financial assets	-	-	-	-
Investments	0.04	-	-	0.04
Loans	3.05	-	-	3.05
Other financial assets	14.79	-	-	14.79
<b>Total</b>	<b>18.00</b>	<b>-</b>	<b>-</b>	<b>18.00</b>
<b>Liabilities:</b>				
Financial liabilities				
Security deposit	362.55	-	-	362.55
Creditors for capital goods	59.74	-	-	59.74
<b>Total</b>	<b>422.29</b>	<b>-</b>	<b>-</b>	<b>422.29</b>

The carrying value and fair value of financial instruments by categories as at 31 March 2017 were as follows:

Particulars	Amortised cost	Financial assets/liabilities at FVTPL	Financial assets/liabilities at FVTOCI	Carrying value
<b>Assets:</b>				
Cash and cash equivalents	1.67	-	-	1.67
Financial assets	-	-	-	-
Investments	0.04	-	-	0.04
Loans	3.05	-	-	3.05
<b>Total</b>	<b>4.76</b>	<b>-</b>	<b>-</b>	<b>4.76</b>
<b>Liabilities:</b>				
Financial liabilities				
Security deposit	326.10	-	-	-
Creditors for capital goods	9.83	-	-	-
<b>Total</b>	<b>335.93</b>	<b>-</b>	<b>-</b>	<b>-</b>

The carrying value and fair value of financial instruments by categories as of 1 April 2016 were as follows:

Particulars	Amortised cost	Financial assets/liabilities at FVTPL	Financial assets/liabilities at FVTOCI	Carrying value
<b>Assets:</b>				
Cash and cash equivalents	10.98	-	-	10.98
Financial assets	-	-	-	-
Investments	0.04	-	-	0.04
Loans	-	-	-	-
<b>Total</b>	<b>11.02</b>	<b>-</b>	<b>-</b>	<b>11.02</b>
<b>Liabilities:</b>				
Financial liabilities				
Security deposit	325.00	-	-	325.00
Accrued expense	0.09	-	-	0.09
<b>Total</b>	<b>325.09</b>	<b>-</b>	<b>-</b>	<b>325.09</b>

All the financial assets and liabilities of the Company are being measured at amortised cost. The Company does not have any financial asset / liability requiring measurement at fair value.

The management assessed that the fair value of cash and cash equivalents, loans, other financial assets, and working capital loans, if any approximate the carrying amount largely due to short-term maturity of these instruments.

The fair value of the financial assets and liabilities is included at the amount at which the instrument could be exchanged in a current transaction between willing parties, other than in a forced or liquidation sale.

**(ii) Fair value of financial assets and liabilities measured at amortised cost**

The management assessed that for amortised cost instruments, fair value approximate largely to the carrying amount.

**(iii) Fair value hierarchy**

Financial assets and financial liabilities measured at fair value in the statement of financial position are grouped into three levels of a fair value hierarchy. The three levels are defined based on the observability of significant inputs to the measurement, as follows:

**Level 1:** quoted prices (unadjusted) in active markets for financial instruments.

**Level 2:** the fair value of financial instruments that are not traded in an active market is determined using valuation techniques which maximise the use of observable market data rely as little as possible on entity specific estimates.

**Level 3:** if one or more of the significant inputs is not based on observable market data, the instrument is included in level 3.



## Enertec Controls Limited

19

### Summary of significant accounting policies and other explanatory information for the year ended 31 March 2018(cont'd)

(All amounts in ₹ lakhs, unless otherwise stated)

#### 26 Capital management

For the purpose of the Company's capital management, capital includes issued capital, additional paid in capital and all other equity reserves attributable to the equity holders of the parent. The primary objective of the Company's capital management is to maximise the shareholder value.

In order to achieve this overall objective, the company's capital management, amongst other things, aims to ensure that it meets its liabilities due. The Company manages its capital structure and makes adjustments in light of changes in economic conditions and the requirements of the financial covenants. To maintain or adjust the capital structure, the Company may adjust the dividend payment to shareholders, return capital to shareholders or issue new shares. The Company being debt-free, capital gearing ratio is not applicable.

#### 27 Financial risk management

The Company's principal financial liabilities, comprises of trade and other payables. The Company's principal financial assets include loans, and cash and bank balances and other balances that derive directly from its operations.

The Company is exposed to credit risk and liquidity risk. The Company's senior management oversees the management of these risks. The Board of Directors reviews and agrees policies for managing each of these risks, which are summarised below.

##### (a) Market risk

Market risk is the risk that the fair value of future cash flows of a financial instrument will fluctuate because of changes in market prices. Market risk comprises of currency risk. Financial instruments affected by market risk include trade and other receivables/ payables. The Company is not exposed to foreign currency risk, interest rate risk and certain other price risk, which are a result from both its operating and investing activities as the Company's transactions are carried out in INR and it does not hold any investments or financial instruments in currency other than ₹.

##### (b) Credit risk

Credit risk is the risk that counterparty will not meet its obligations under a financial instrument or customer contract, leading to a financial loss. The Company is exposed to credit risk from its operating activities primarily on account of the following:

##### Assets under credit risk:

	As at 31 March 2018	As at 31 March 2017	As at 1 April 2016
Cash and cash equivalents	0.13	1.67	10.98
Security deposit	3.05	3.05	-
	<u>3.18</u>	<u>4.72</u>	<u>10.98</u>

Credit risk on cash and cash equivalents is limited as the Company generally invest in deposits with banks with high credit ratings as signed by international and domestic credit rating agencies.

##### Financial assets that are neither past due nor impaired

Cash and cash equivalents and security deposit are neither past due nor impaired.

##### Financial assets that are past due but not impaired

There is no other class of financial assets that is past due but not impaired.

##### (c) Liquidity risk

As of 31 March 2017, the Company had a negative working capital of ₹ 33.10 lakhs including cash and cash equivalents of ₹ 1.67 lakhs. As of 1 April 2016, the Company had a working capital of ₹ 8.90 lakhs including cash and cash equivalents of ₹ 10.98 lakhs. The Company has a liquidity risk as at the year end 31 March 2017. However, the Company has internal control processes and contingency plans for managing liquidity risk.

The table below summarizes the maturity profile of the Company's financial liabilities based on contractual payments:

As at 31 March 2018	Less than 1 year	1 year to 5 years	More than 5 years
Other financial liabilities			
Capital creditors	59.20	-	-
Accrued expenses	0.54	-	-
Security deposit	362.55	-	-
	<u>422.29</u>	<u>-</u>	<u>-</u>
As at 31 March 2017	Less than 1 year	1 year to 5 years	More than 5 years
Other financial liabilities			
Capital creditors	9.54	-	-
Accrued expenses	0.29	-	-
Security deposit	-	326.10	-
	<u>9.83</u>	<u>326.10</u>	<u>-</u>
As at 1 April 2016	Less than 1 year	1 year to 5 years	More than 5 years
Other financial liabilities			
Accrued expenses	0.09	-	-
Security deposit	-	325.00	-
	<u>0.09</u>	<u>325.00</u>	<u>-</u>



*[Handwritten signature]*

**Summary of significant accounting policies and other explanatory information for the year ended 31 March 2018(cont'd)**

(All amounts in ₹ lakhs, unless otherwise stated)

**28 First time adoption of Ind AS**

These are the special purpose comparative financial statements prepared in accordance with Ind AS. For periods up to and including the year ended 31 March 2017, the Company prepared its financial statements in accordance with accounting standards notified under Section 133 of the Companies Act 2013, read together with paragraph 7 of the Companies (Accounts) Rules, 2014 ('previous GAAP').

Accordingly, the Company has prepared financial statements for the comparative period data as at and for the year ended 31 March 2017 that comply with the Ind AS applicable, as described in the summary of significant accounting policies. In preparing these comparative financial statements, the Company's opening balance sheet was prepared as at 1 April 2016, the Company's date of transition to Ind AS. This note explains the principal adjustments made by the Company in restating its previous GAAP financial statements, including the balance sheet as at 1 April 2016 and the comparative financial statements as at and for the year ended 31 March 2017.

**(A) Ind AS optional exemptions****1. Deemed cost for investment property**

Ind AS 101 First-time Adoption of Indian Accounting Standards, permits a first-time adopter to elect to fair value for all of its property, plant and equipment and use that as its deemed cost as at the date of transition after making necessary adjustments for de-commissioning liabilities. Ind AS 101 - First-time adoption of Indian Accounting Standards, also permits a first-time adopter to elect to continue with the carrying value for all of its property, plant and equipment as recognised in the financial statements as at the date of transition to Ind AS, measured as per the previous GAAP and use that as its deemed cost as on the date of transition after making necessary adjustments for de-commissioning liabilities. This exemption can also be used for intangible assets covered by Ind AS 38 Intangible Assets. Accordingly, the Company has elected to measure all of its property, plant and equipment at their fair value as at the transition date and use that as deemed cost as on the date of transition.

**2. Lease**

Appendix C to Ind AS 17 - Leases, requires an entity to assess whether a contract or arrangement contains a lease. In accordance with Ind AS 17 - Leases, this assessment should be carried out at the inception of the contract or arrangement. Ind AS 101 - First-time adoption of Indian Accounting Standards, provides an option to make this assessment on the basis of facts and circumstances existing at the date of transition to Ind AS, except where the effect is expected to be not material.

The Company has elected to apply this exemption for such contracts/arrangements.

**(B) Ind AS mandatory exemptions****1. Estimates**

An entity's estimates in accordance with Ind AS at the date of transition to Ind AS shall be consistent with estimates made for the same date in accordance with previous GAAP (after adjustments to reflect any difference in accounting policies), unless there is objective evidence that those estimates were in error.

Ind AS estimates as at 1 April 2016 are consistent with the estimates as at the same date made in conformity with previous GAAP.

**2. Classification and measurement of financial assets and liabilities**

The classification and measurement of financial assets and liabilities will be made considering whether the conditions as per Ind AS 109 are met based on facts and circumstances existing at the date of transition.

Financial assets can be measured using effective interest method by assessing its contractual cash flow characteristics only on the basis of facts and circumstances existing at the date of transition and if it is impracticable to assess elements of modified time value of money i.e. the use of effective interest method, fair value of financial asset at the date of transition shall be the new carrying amount of that asset. The measurement exemption applies for financial liabilities as well.

Applying a requirement is impracticable when the entity cannot apply it after making every reasonable effort to do so. It is impracticable to apply the changes retrospectively if:

- a) The effects of the retrospective application or retrospective restatement are not determinable;
- b) The retrospective application or restatement requires assumptions about what management's intent would have been in that period;
- c) The retrospective application or retrospective restatement requires significant estimates of amounts and it is impossible to distinguish objectively information about those estimates that existed at that time.

**3. De-recognition of financial assets and liabilities**

Ind AS 101 requires a first-time adopter to apply the de-recognition provisions of Ind AS 109 prospectively for transactions occurring on or after the date of transition to Ind AS. However, Ind AS 101 allows a first-time adopter to apply the de-recognition requirements in Ind AS 109 retrospectively from a date of the entity's choosing, provided that the information needed to apply Ind AS 109 to financial assets and financial liabilities derecognised as a result of past transactions was obtained at the time of initially accounting for those transactions. The Company has elected to apply the de-recognition provisions of Ind AS 109 prospectively from the date of transition to Ind AS.



**Summary of significant accounting policies and other explanatory information for the year ended 31 March 2018(cont'd)**

(All amounts in ₹, unless other wise stated)

**28 First time adoption of Ind AS (cont'd)**

The Company has also prepared a reconciliation of equity as at 31 March 2017 and 1 April 2016 under the previous GAAP with the equity as reported in these financial statements under Ind AS, that reflect the impact of Ind AS on the components of statement of Balance sheet which is presented below:

	Note	As at 31 March 2017	As at 1 April 2016
<b>Total equity as per previous GAAP</b>		2,661.21	2,697.33
<b>Prior period error:</b>			
(i) Diminution in the value of building	Note -- 1	(2,604.35)	(2,655.70)
		<b>(2,604.35)</b>	<b>(2,655.70)</b>
<b>Ind AS Adjustments:</b>			
(i) Fair valuation of land	Note -- 3	3,362.52	3,362.52
<b>Total Ind AS Adjustments</b>		<b>3,362.52</b>	<b>3,362.52</b>
<b>Equity as per Ind AS</b>		<b>3,419.38</b>	<b>3,404.15</b>


**C Reconciliations between previous GAAP and Ind AS**

Ind AS 101 requires an entity to reconcile equity, total comprehensive income and cash flows for prior periods. The following tables represent the reconciliations from previous GAAP to Ind AS.

**1. Reconciliation of Balance Sheet as at 1 April 2016 (date of transition to Ind AS)**

	Notes	Indian GAAP *	Other adjustment	Other Ind AS Adjustments	Ind AS
<b>ASSETS</b>					
<b>Non-current assets</b>					
Property, plant and equipment	Note – 3	2,980.27	(2,655.70)	3,362.52	3,687.09
Capital work in progress		29.49	-	-	29.49
<b>Financial assets</b>					
Investments		0.04	-	-	0.04
Deferred tax assets, net		1.33	-	-	1.33
Non-current tax asset, net		2.31	-	-	2.31
		<b>3,013.43</b>	<b>(2,655.70)</b>	<b>3,362.52</b>	<b>3,720.26</b>
<b>Current assets</b>					
<b>Financial assets</b>					
Cash and cash equivalents		10.98	-	-	10.98
Other current assets		0.22	-	-	0.22
		<b>11.20</b>	<b>-</b>	<b>-</b>	<b>11.20</b>
<b>TOTAL ASSETS</b>		<b>3,024.64</b>	<b>(2,655.70)</b>	<b>3,362.52</b>	<b>3,731.46</b>
<b>EQUITY AND LIABILITIES</b>					
<b>Equity</b>					
Equity share capital		136.59	-	-	136.59
Other equity	Note – 4	2,560.74	(2,655.70)	3,362.52	3,267.56
		<b>2,697.33</b>	<b>(2,655.70)</b>	<b>3,362.52</b>	<b>3,404.15</b>
<b>Liabilities</b>					
<b>Non-current liabilities</b>					
<b>Financial liabilities</b>					
Other financial liabilities		325.00	-	-	325.00
		<b>325.00</b>	<b>-</b>	<b>-</b>	<b>325.00</b>
<b>Current liabilities</b>					
<b>Financial liabilities</b>					
Other financial liabilities		0.09	-	-	0.09
Other current liabilities		2.21	-	-	2.21
		<b>2.30</b>	<b>-</b>	<b>-</b>	<b>2.30</b>
<b>TOTAL LIABILITIES</b>		<b>3,024.63</b>	<b>(2,655.70)</b>	<b>3,362.52</b>	<b>3,731.45</b>

\* The Indian GAAP figures have been reclassified to confirm to Ind AS presentation requirements for the purposes of this note.



**Enertec Controls Limited**

22

**Summary of significant accounting policies and other explanatory information for the year ended 31 March 2018(cont'd)**

(All amounts in ₹, unless other wise stated)

**28 First time adoption of Ind AS (cont'd)**

**2. Reconciliation of Balance Sheet as at 31 March 2017**

	Notes	Indian GAAP *	Other adjustment	Other Ind AS Adjustments	Ind AS
<b>ASSETS</b>					
<b>Non-current assets</b>					
Property, plant and equipment	Note – 3	2,963.58	(2,604.35)	3,362.52	3,721.75
Capital work in progress		79.49	-	-	79.49
<b>Financial assets</b>					
Investments		0.04	-	-	0.04
Loans		3.05	-	-	3.05
Non-current tax asset, net		1.42	-	-	1.42
		<u>3,047.58</u>	<u>(2,604.35)</u>	<u>3,362.52</u>	<u>3,805.75</u>
<b>Current assets</b>					
<b>Financial assets</b>					
Cash and cash equivalents		1.67	-	-	1.67
		<u>1.67</u>	<u>-</u>	<u>-</u>	<u>1.67</u>
<b>TOTAL ASSETS</b>		<u><b>3,049.25</b></u>	<u><b>(2,604.35)</b></u>	<u><b>3,362.52</b></u>	<u><b>3,807.42</b></u>
<b>EQUITY AND LIABILITIES</b>					
<b>Equity</b>					
Equity share capital		136.59	-	-	136.59
Other equity	Note – 4	2,524.62	(2,604.35)	3,362.52	3,282.79
		<u>2,661.21</u>	<u>(2,604.35)</u>	<u>3,362.52</u>	<u>3,419.38</u>
<b>Liabilities</b>					
<b>Non-current liabilities</b>					
<b>Financial liabilities</b>					
Other financial liabilities		326.10	-	-	326.10
Other non-current liabilities		51.95	-	-	51.95
		<u>378.05</u>	<u>-</u>	<u>-</u>	<u>378.05</u>
<b>Current liabilities</b>					
<b>Financial liabilities</b>					
Other financial liabilities		9.83	-	-	9.83
Other current liabilities		0.16	-	-	0.16
		<u>9.99</u>	<u>-</u>	<u>-</u>	<u>9.99</u>
<b>TOTAL LIABILITIES</b>		<u><b>3,049.25</b></u>	<u><b>(2,604.35)</b></u>	<u><b>3,362.52</b></u>	<u><b>3,807.42</b></u>

\* The Indian GAAP figures have been reclassified to confirm to Ind AS presentation requirements for the purposes of this note.



*[Handwritten signature]*

*This space has been left blank intentionally*

**Enertec Controls Limited**

**Summary of significant accounting policies and other explanatory information for the year ended 31 March 2018(cont'd)**

(All amounts in ₹, unless other wise stated)

**28 First time adoption of Ind AS (cont'd)**

**3. Reconciliation of Statement of Profit and loss for the year ended 31 March 2017**

	Notes	Indian GAAP *	Other adjustment	Other Ind AS Adjustments	Ind AS
<b>INCOME</b>					
Other income		49.92	-	-	49.92
<b>TOTAL</b>		<b>49.92</b>	<b>-</b>	<b>-</b>	<b>49.92</b>
<b>EXPENSES</b>					
Finance cost		23.93	-	-	23.93
Depreciation and amortisation expense	Note – 1	57.31	(51.35)	-	5.96
Other expenses		1.10	-	-	1.10
<b>TOTAL</b>		<b>82.34</b>	<b>(51.35)</b>	<b>-</b>	<b>30.99</b>
<b>Loss before tax</b>		<b>(32.42)</b>	<b>51.35</b>	<b>-</b>	<b>18.93</b>
<b>Tax expense:</b>					
Current tax		3.70	-	-	3.70
<b>Loss after tax</b>		<b>(36.12)</b>	<b>51.35</b>	<b>-</b>	<b>15.24</b>
<b>Total Comprehensive Income for the Year</b>		<b>(36.12)</b>	<b>51.35</b>	<b>-</b>	<b>15.24</b>

\* The Indian GAAP figures have been reclassified to confirm to Ind AS presentation requirements for the purposes of this note.

**4. Reconciliation of cash flow statement for the year ended 31 March 2017**

	Notes	Indian GAAP *	Other adjustment	Other Ind AS Adjustments	Ind AS
Net cash from operating activities		81.31	-	-	81.31
Net cash (used in) investing activities		(90.62)	-	-	(90.62)
Net cash from / (used in) financing activities		-	-	-	-
<b>Net increase in cash and cash equivalents</b>		<b>(9.31)</b>	<b>-</b>	<b>-</b>	<b>(9.31)</b>
Cash and cash equivalents at the beginning of the year		10.98	-	-	10.98
<b>Cash and cash equivalents at the end of the year</b>		<b>1.67</b>	<b>-</b>	<b>-</b>	<b>1.67</b>



*This space has been left blank intentionally*

**Enertec Controls Limited**

24

**Summary of significant accounting policies and other explanatory information for the year ended 31 March 2018(cont'd)**

(All amounts in ₹ lakhs, unless otherwise stated)

**28 First time adoption of Ind AS (cont'd)**

**Prior period error:**

**Note – 1**

**Diminution in the value of building**

The Company recorded building amounting to ₹ 3,009.27 lakhs at the carrying value under the previous GAAP. As a part of the transition to IND AS, the Company elected to record its property, plant and equipment at fair value on the date of transition to be the deemed costs. Basis on an independent valuation as of the transition date, the fair value of the building was deemed lower than the carrying value under the previous GAAP by ₹ 2,655.70 lakhs. Consequently the impairment under the previous GAAP has now been adjusted as a prior period error in these special purpose consolidated financial statements. Consequent to the above, depreciation previously charged on the carrying value of the building during the year ended 31 March 2017 has also been adjusted with the equity.

**Ind AS adjustment:**

**Note – 2**

**Income tax**

Under previous GAAP, deferred tax was accounted using the income statement approach, on the timing differences between the taxable profit and accounting profits for the period. Under Ind AS 12, Income Tax, deferred taxes are recognized following the balance sheet approach on the temporary differences between the carrying amount of asset or liability in the balance sheet and its tax base.

**Note – 3**

**Fair valuation of land**

On transition to Ind AS, the Group has elected to fair value of all of its property, plant and equipment recognised as at 1 April 2016 and use that fair value as the deemed cost of the property, plant and equipment. Consequent to the above, depreciation has been adjusted for the year ended 31 March 2017.

**Note – 4**

**Other equity**

Adjustments to retained earnings and other comprehensive income has been made in accordance with Ind AS, for the above mentioned line items.

See accompanying notes (1-28) forming part of financial statements

This is the Summary of significant accounting policies and other explanatory information referred to in our report of even date.

**For MKUK & Associates**

Chartered Accountants

ICAI Registration number: 050113S

  
periyathil Joseph


Proprietor

Membership No: 203958

Bengaluru  
28 May 2018



**For and on behalf of the Board of Directors of Enertec Controls Limited**




Shrinivas Anumanchipalli

Director

DIN: 05355507

Bengaluru



G. Koteswar

Director

DIN: 07121503

Bengaluru