

Pre-Amalgamation Shareholding Pattern under Clause 35 of Listing Agreement

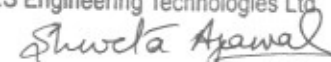
Name of the Company : AXISCADES Engineering Technologies Limited

Scrip Code, Name of the scrip, class of security : 532395 / AXISCADES

As on Date : 30.06.2015

| Partly paid-up shares | No. of partly paid-up shares | As a % of total no. of partly paid-up Shares | As a % of total no. of shares of the company |
|---|-------------------------------|---|--|
| Held by promoter/promoter group | 0 | 0.00 | 0.00 |
| Held by public | 0 | 0.00 | 0.00 |
| Total | 0 | 0.00 | 0.00 |
| Outstanding convertible securities | No. of outstanding securities | As a % of total no. of outstanding convertible securities | As a % of total no. of shares of the company, assuming full conversion of the convertible securities |
| Held by promoter/promoter group | 0 | 0.00 | 0.00 |
| Held by public | 0 | 0.00 | 0.00 |
| Total | 0 | 0.00 | 0.00 |
| Warrants | No. of warrants | As a % of total no. of warrants | As a % of total no. of shares of the company, assuming full conversion of Warrants |
| Held by promoter/promoter group | 0 | 0.00 | 0.00 |
| Held by public | 0 | 0.00 | 0.00 |
| Total | 0 | 0.00 | 0.00 |
| Total paid-up capital of the company, assuming full conversion of warrants and convertible securities | 27189593 | 0 | 100 |

AXISCADES Engineering Technologies Ltd.

SHWETA AGRAWAL
Company Secretary

(I)(a) Statement showing Shareholding Pattern

| Sr. no. | Category of shareholder | Number of shareholders | Total number of shares | Number of shares held in dematerialized form | Total shareholding as a percentage of total number of shares | | Shares Pledged or otherwise encumbered | |
|---------|--|------------------------|------------------------|--|--|----------------------------|--|--|
| | | | | | (VI) | (VII) | (VIII) | (IX) |
| (I) | (II) | (III) | (IV) | (V) | As a percentage of (A+B) | As a percentage of (A+B+C) | Number of shares | As a percentage (IX) = (VIII) / (IV) * 100 |
| (A) | Promoter and Promoter Group | | | | | | | |
| (1) | Indian | | | | | | | |
| (a) | Individuals/Hindu Undivided Family | 0 | 0 | 0 | 0.00 | 0.00 | 0 | 0.00 |
| (b) | Central Government/State Government(s) | 0 | 0 | 0 | 0.00 | 0.00 | 0 | 0.00 |
| (c) | Bodies Corporate | 3 | 16074514 | 16074513 | 59.12 | 59.12 | 0 | 0.00 |
| (d) | Financial Institutions/Banks | 0 | 0 | 0 | 0.00 | 0.00 | 0 | 0.00 |
| (e) | Any Other (Total) | 0 | 0 | 0 | 0.00 | 0.00 | 0 | 0.00 |
| | Sub-Total (A)(1) | 3 | 16074514 | 16074513 | 59.12 | 59.12 | 0 | 0.00 |
| (2) | Foreign | | | | | | | |
| (a) | Individuals (Non-Resident) | 0 | 0 | 0 | 0.00 | 0.00 | 0 | 0.00 |



| | | | | | | | | |
|------------|---|---|----------|----------|-------|-------|----|------|
| | Individuals/Foreign Individuals) | | | | | | | |
| (b) | Bodies Corporate | 0 | 0 | 0 | 0.00 | 0.00 | 0 | 0.00 |
| (c) | Institutions | 0 | 0 | 0 | 0.00 | 0.00 | 0 | 0.00 |
| (d) | Qualified Foreign Investor | 0 | 0 | 0 | 0.00 | 0.00 | 0 | 0.00 |
| (e) | Any Other (Total) | 0 | 0 | 0 | 0.00 | 0.00 | 0 | 0.00 |
| | Sub-Total (A)(2) | 0 | 0 | 0 | 0.00 | 0.00 | 0 | 0.00 |
| | Total Shareholding of Promoter and Promoter Group (A)= (A)(1)+(A)(2) | 3 | 16074514 | 16074513 | 59.12 | 59.12 | 0 | 0.00 |
| (B) | Public shareholding | | | | | | | |
| (1) | Institutions | | | | | | | |
| (a) | Mutual Funds/UTI | 1 | 20636 | 20636 | 0.08 | 0.08 | NA | NA |
| (b) | Financial Institutions/Banks | 1 | 30328 | 30328 | 0.11 | 0.11 | NA | NA |
| (c) | Central Government/State Government(s) | 0 | 0 | 0 | 0.00 | 0.00 | NA | NA |
| (d) | Venture Capital Funds | 0 | 0 | 0 | 0.00 | 0.00 | NA | NA |
| (e) | Insurance Companies | 0 | 0 | 0 | 0.00 | 0.00 | NA | NA |
| (f) | Foreign Institutional Investors | 3 | 545556 | 545556 | 2.01 | 2.01 | NA | NA |
| (g) | Foreign Venture Capital Investors | 0 | 0 | 0 | 0.00 | 0.00 | NA | NA |
| (h) | Qualified Foreign Investor | 0 | 0 | 0 | 0.00 | 0.00 | NA | NA |



| | | | | | | | | |
|------------|---|-------|----------|----------|-------|-------|----|----|
| (i) | Any Other (Total) | 0 | 0 | 0 | 0.00 | 0.00 | NA | NA |
| | Sub-Total (B)(1) | 5 | 596520 | 596520 | 2.19 | 2.19 | NA | NA |
| (2) | Non-institutions | | | | | | | |
| (a) | Bodies Corporate | 477 | 3080619 | 3080619 | 11.33 | 11.33 | NA | NA |
| (b) | Individuals - i. Individual Shareholders Holding Nominal Share Capital Up To >Rs. 1 Lakh. | 9893 | 3583794 | 3536115 | 13.18 | 13.18 | NA | NA |
| | Individuals - ii. Individual Shareholders Holding Nominal Share Capital In Excess Of Rs. 1 Lakh | 37 | 3544245 | 3544245 | 13.04 | 13.04 | NA | NA |
| (c) | Qualified Foreign Investor | 0 | 0 | 0 | 0.00 | 0.00 | NA | NA |
| (d) | Any Other (Total) | 214 | 309901 | 309901 | 1.14 | 1.14 | NA | NA |
| (d1) | Clearing Members | 107 | 43999 | 43999 | 0.16 | 0.16 | NA | NA |
| (d2) | NRI | 104 | 168835 | 168835 | 0.62 | 0.62 | NA | NA |
| (d3) | Trust | 3 | 97067 | 97067 | 0.36 | 0.36 | NA | NA |
| | Sub-Total (B)(2) | 10621 | 10518559 | 10470880 | 38.69 | 38.69 | NA | NA |
| | Total Public Shareholding (B)= (B)(1)+(B)(2) | 10626 | 11115079 | 11067400 | 40.88 | 40.88 | NA | NA |
| | TOTAL (A)+(B) | 10629 | 27189593 | 27141913 | 100 | 100 | NA | NA |
| (C) | Shares held by Custodians and against which Depository | 0 | 0 | 0 | 0.00 | 0.00 | NA | NA |




| | | | | | | | | |
|----|--------------------------------|-------|----------|----------|------|------|----|----|
| | Receipts have been issued | | | | | | | |
| C1 | Promoter and Promoter Group | 0 | 0 | 0 | 0.00 | 0.00 | NA | NA |
| C2 | Public | 0 | 0 | 0 | 0.00 | 0.00 | NA | NA |
| | GRAND TOTAL (A)+(B)+(C) | 10629 | 27189593 | 27141913 | 100 | 100 | 0 | 0 |

¹For determining public shareholding for the purpose of Clause 40A.

²For definitions of "Promoter" and "Promoter Group", refer to Clause 40A.

³For definitions of "Public Shareholding", refer to Clause 40A.



(I)(b) Statement showing Shareholding of persons belonging to the category "Promoter and Promoter Group"

| Sr. No. (I) | Name of the shareholder (II) | PAN of the Shareholder (III) | Total Shares held | | Shares pledged or otherwise encumbered | | | Details of warrants | | Details of convertible securities | | Total shares (including underlying shares assuming full conversion of warrants and convertible securities) as a % of diluted share capital (XIII) |
|----------------|--------------------------------------|---------------------------------|-------------------|--|--|---|---|---------------------------------|--|---|--|--|
| | | | Number (IV) | as a % of grand total (A) + (B) + (C) (V) | Number (VI) | as a percentage (VII) = (VI) / (IV)*100 | as a % of grand total (A) + (B) + (C) of sub-clause (I)(a) (VIII) | Number of warrants held (XI) | As a % total number of warrants of the same class (X) | Number of convertible securities held (XI) | As a % total number of convertible securities of the same class (XII) | |
| 1 | Tayana Digital Private Limited | AACCT9001F | 12142100 | 44.66 | 0 | 0.00 | 0.00 | 0 | 0.00 | 0 | 0.00 | 44.66 |
| 2 | Jupiter Capital Private Limited | AABCJ5666R | 236178 | 0.87 | 0 | 0.00 | 0.00 | 0 | 0.00 | 0 | 0.00 | 0.87 |
| 3 | Indian Aero Ventures Private Limited | AABCI6786R | 3696236 | 13.59 | 0 | 0.00 | 0.00 | 0 | 0.00 | 0 | 0.00 | 13.59 |
| | TOTAL | | 16074514 | 59.12 | 0 | 0.00 | 0.00 | 0 | 0.00 | 0 | 0.00 | 59.12 |




(D)(c)(i) Statement showing Shareholding of persons belonging to the category "Public" and holding more than 1% of the total number of shares

| Sr. No. | Name of the shareholder | Number of shares | Shares as a percentage of total number of shares {i.e., Grand Total (A)+(B)+(C) indicated in Statement at para (I)(a) above} | Details of warrants | | Details of convertible securities | | Total shares (including underlying shares assuming full conversion of warrants and convertible securities) as a % of diluted |
|---------|--------------------------------------|------------------|--|-------------------------|---|---------------------------------------|--|--|
| | | | | Number of warrants held | As a % total number of warrants of the same class | Number of convertible securities held | % w.r.t total number of convertible securities of the same class | |
| 1. | Yukti Securities Pvt. Ltd. | 572208 | 2.10 | 0 | 0.00 | 0 | 0.00 | 2.10 |
| 2 | Alchemy India Long Term Fund Limited | 500000 | 1.84 | 0 | | 0 | | 1.84 |
| 3. | Faisal Zubair Hawa | 419640 | 1.54 | 0 | 0.00 | 0 | 0.00 | 1.54 |
| 4. | Sarah Faisal Hawa | 434608 | 1.60 | 0 | 0.00 | 0 | 0.00 | 1.60 |
| 5. | Narendra Kumar Agarwal | 375000 | 1.38 | 0 | 0.00 | 0 | 0.00 | 1.38 |
| 6. | Ashish Kacholia | 375000 | 1.38 | 0 | 0.00 | 0 | 0.00 | 1.38 |
| 7. | SAM Financial Services Pvt. Ltd. | 339618 | 1.25 | 0 | 0.00 | 0 | 0.00 | 1.25 |
| | TOTAL | 3016074 | 11.09 | 0 | 0.00 | 0 | 0.00 | 11.09 |



(D)(c)(ii) Statement showing Shareholding of persons belonging to the category "Public" and holding more than 5% of the total number of shares

| Sr. No. | Name of the shareholder | Number of shares | Shares as a percentage of total number of shares {i.e., Grand Total (A)+(B)+(C) indicated in Statement at para (I)(a) above} | Details of warrants | | Details of convertible securities | | Total shares (including underlying shares assuming full conversion of warrants and convertible securities) as a % of diluted |
|---------|-------------------------|------------------|--|-------------------------|---|---------------------------------------|--|--|
| | | | | Number of warrants held | As a % total number of warrants of the same class | Number of convertible securities held | % w.r.t total number of convertible securities of the same class | |
| | TOTAL | 0 | 0.00 | 0 | 0.00 | 0 | 0.00 | 0.00 |




(I)(d) Statement showing details of locked-in shares

| Sr. No. | Name of the shareholder | Number of locked-in shares | Locked-in shares as a percentage of total number of shares {i.e., Grand Total (A)+(B)+(C) indicated in Statement at para (I)(a) above} | Promoter/ Promoter Group/ Public |
|---------|-------------------------|----------------------------|---|----------------------------------|
| | TOTAL | 0 | 0.00 | 0 |



(II)(a) Statement showing details of Depository Receipts (DRs)

| Sr. No. | Type of outstanding DR (ADRs, GDRs, SDRs, etc.) | Number of outstanding DRs | Number of shares underlying outstanding DRs | Shares underlying outstanding DRs as a percentage of total number of shares {i.e., Grand Total (A)+(B)+(C) indicated in Statement at para (I)(a) above} |
|---------|---|---------------------------|---|---|
| | TOTAL | 0 | 0 | 0.00 |



(II)(b) Statement showing holding of Depository Receipts (DRs), where underlying shares held by 'promoter/promoter group' are in excess of 1% of the total number of shares

| Sr. No. | Name of the DR Holder | Type of outstanding DR (ADRs, GDRs, SDRs, etc.) | Number of shares underlying outstanding DRs | Shares underlying outstanding DRs as a percentage of total number of shares {i.e., Grand Total (A)+(B)+(C) indicated in Statement at para (I)(a) above} |
|---------|-----------------------|---|---|---|
| | | TOTAL | 0 | 0.00 |



(III) (a) Statement showing the voting pattern of shareholders, if more than one class of shares/securities is issued by the issuer.

| Sr. no. (I) | Category of shareholder (II) | Number of Voting Rights held in each class of securities | | | Total Voting Rights (III+IV+V) (VI) | Total Voting Rights i.e. (VI) | |
|--------------------|---|--|--------------|-------------|--|--------------------------------|-----------------------------------|
| | | Class X (III) | Class Y (IV) | Class Z (V) | | As a percentage of (A+B) (VII) | As a percentage of (A+B+C) (VIII) |
| (A) | Promoter and Promoter Group² | | | | | | |
| (1) | Indian | | | | | | |
| (a) | Individuals/Hindu Undivided Family | 0 | 0 | 0 | 0 | 0.00 | 0.00 |
| (b) | Central Government/State Government(s) | 0 | 0 | 0 | 0 | 0.00 | 0.00 |
| (c) | Bodies Corporate | 0 | 0 | 0 | 0 | 0.00 | 0.00 |
| (d) | Financial Institutions/Banks | 0 | 0 | 0 | 0 | 0.00 | 0.00 |
| (e) | Any Other (Total) | 0 | 0 | 0 | 0 | 0.00 | 0.00 |
| | Sub-Total (A)(1) | 0 | 0 | 0 | 0 | 0.00 | 0.00 |
| (2) | Foreign | | | | | | |
| (a) | Individuals (Non-Resident Individuals/Foreign Individuals) | 0 | 0 | 0 | 0 | 0.00 | 0.00 |
| (b) | Bodies Corporate | 0 | 0 | 0 | 0 | 0.00 | 0.00 |
| (c) | Institutions | 0 | 0 | 0 | 0 | 0.00 | 0.00 |
| (d) | Qualified Foreign Investor | 0 | 0 | 0 | 0 | 0.00 | 0.00 |
| (e) | Any Other (Total) | 0 | 0 | 0 | 0 | 0.00 | 0.00 |
| | Sub-Total (A)(2) | 0 | 0 | 0 | 0 | 0.00 | 0.00 |
| | Total Shareholding of Promoter and Promoter Group (A)= (A)(1)+(A)(2) | 0 | 0 | 0 | 0 | 0.00 | 0.00 |
| (B) | Public shareholding | | | | | | |
| (1) | Institutions | | | | | | |

